

Workshop Registration Form Indiana Gourd Society, Inc., 2019 Show

Mail completed form and check to:

IGS Registration
P.O. Box 822
Marion, Indiana, 46952

This form is available at: www.indianagourdsociety.org
E-mail: workshops@indianagourdsociety.org
Phone: Ida Kennedy: at (219) 767-2901
or Phone: Phil Moorhead, registration, at (765) 674-8088

Pre-registration appreciated; walk-ins welcome if classes are available.

Please see each workshop listing for name, length, and pricing. Registration fees include all supplies - unless otherwise noted. Registrants providing e-mail or fax information will receive class confirmation using that method. All others will receive confirmation via U.S. Mail.

Workshop attendees must pay door entry fee on Fri. & Sat. unless pre-registered to volunteer 4 hrs. in some capacity.

Contact the Volunteer Chair; see the Volunteer form in the show book.

For your own protection - wear protective clothing, masks, gloves, etc. for your particular workshop. You may bring your own tools to work with if you wish – some are required – see each workshop listing for this information. Class size is limited and registration is on a first-come, first-paid basis. Classes run for different lengths and have different start times. Check for the hours and the cost of the workshops in the listings below. Please list below the classes you wish to take.

***Please note that a portion of each class fee goes to IGS to help pay for the expenses of putting on the show.**

Name:	
Address:	
City/State/Zip:	
E-Mail:	
Phone/Cell No.	







Workshop #	Instructor	Start Time	Duration	Cost \$	Number of Classes
					Total Cost of Classes \$

RETURN POLICY: No refunds will be issued for cancellation requests made after April 15. If you have any question please contact: Ida Kennedy, Phone: (219) 767-2901 or Email: workshops@indianagourdsociety.org

2019 IGS Workshops

IGS asked the 2019 workshop teachers for their workshop classes to meet the following criteria: The workshops should be of a simple but interesting technique or gourd. Students should end up with a completed technique or gourd at the end of the time allotted. Workshop should be completed in 3 hours or less and the workshop cost should be \$35 or less.

Over the years many workshop cost have risen, too high for many Gourders to afford. Many times the technique or gourd is not completed in class and then not completed at home. IGS hopes you will enjoy the basic techniques or gourds we are offering this year. IGS has fewer workshops offered this year, but we feel they all meet the criteria we set forth. Enjoy, Have Fun and Have a GOURD Day.

	<p>FRI-AM-A By: Sheryl Scott "Pine Needle Rim" Cost: \$35 Time: 11 am - 2 pm 3 Hours Level: All Min: 1 -Max: 12 Learn basic rim weaving with pine needles on a gourd bowl. Required: Apron, thimble or something to push needle through holes.</p>		<p>FRI-PM-A By: Sheryl Scott "Apple Gourd Centerpiece" Cost: \$35 Time: 2:30 - 5:30 pm 3 Hours Level: All Min: 1 -Max: 12 You'll use a leather dyed apple gourd and add embellishments to create a lovely centerpiece. Required: Apron, hot glue gun, hair dryer.</p>
	<p>FRI-AM-B By: Diane Werblo "Going Dotty" Cost: \$20 Time: 11 am - 1 pm 2 Hours Level: All Min: 1 -Max: 15 Decorate a small, ink-covered gourd with ink dots in an abstract pattern. Required: Apron</p>		<p>FRI-PM-B By: Pat Moore "Mandala Dot Art" Cost: \$25 Time: 2:30 - 5:30 pm 3 Hours Level: All Min: 1 -Max: 10 Learn basic "Mandala Art". Dot a circle design with layers of painted dots on a gourd shard. Required: apron, hair dryer. Optional: You may purchase dotting tools at additional cost.</p>
	<p>FRI-AM-C By: Miriam Fankhauser "3 Way Dream Catcher Gourd" Cost: \$25 Time: 11 am - 2 pm 3 Hours Level: All Min: 1 -Max: 6 Learn to make 3 dream catchers in an apple gourd. Required: Apron, hand drill with bits--1/16" and (1/4" or 3/8")</p>		<p>FRI-PM-C By: Michelle Fife "Pine Needle Coiling on a Bowl" Cost: \$35 Time: 2:30 - 5:30 pm 3 Hours Level: All Min: 1 -Max: 5 Learn basic pine needle coiling and experiment with alcohol inks on a gourd bowl. Required: Apron</p>

Featured Artists for 2019
Sherry & Tom Benedict

IGS is showcasing two talented artist this year at our State Gourd Show. Sherry and Tom live in Indiana, have been active in IGS and at our shows for many years. Check out the featured display of their art work. Stop by "Lady of the Forest Gourd Art" booth and see more of Sherry and Tom's work. Thank you both for sharing with us!



Here's just **some** of the **vendors** that will be at our show, for your shopping pleasure.

- "Front Porch Gourds LLC" - Sheryl & Tim Scottdried and crafted gourds
- "Kent's Cucurbits" - Seth Kentdried gourds
- "Lady of the Forest" - Sherry Benedictcrafted gourds
- "From Seed to Art" - Pat Buedelcrafted gourds
- "Golden Heart Trends" - Nancy Colecrafted gourds
- "Dream Catchers by MKF" - Miriam Fankhauserdream catcher gourds and crafted gourds
- "Ida's Gourd Seeds and Creations" - Ida Kennedycrafted gourds and gourd seeds
- "White's Residential & Farm Serv's" - Dale Wingerplants
- "Moore Whimsies" - Betty Moorecraft supplies and tools
- Sue Westhuescrafted gourds
- Michelle Fifecrafted gourds
- Anna Pomacrafted gourds





SAT-AM-A
By: Sheryl Scott
"Paint a Birdhouse"
Cost: \$35
Time: 10 am – 1 pm 3 Hours
Level: All
Min: 1 –Max: 12
 Learn basic painting on a prepared Martin gourd birdhouse.
Required: Apron, paint brushes, rinse basin, flex ruler, hair dryer.




SAT-PM-A
By: Sheryl Scott
"Pumpkin Gourd Centerpiece"
Cost: \$35
Time: 1:30 - 4 pm 3 Hours
Level: All
Min: 1 –Max: 12
 You'll use a leather dyed cheese gourd, add wooden leaves and other embellishments to create a lovely centerpiece.
Required: Apron, hot glue gun, hair dryer.



SAT-AM-B
By: Pat Moore
"Mandala Dot Art"
Cost: \$25
Time: 10 am - 1 pm 3 Hours
Level: All
Min: 1 –Max: 10
 Learn basic "Mandala Art". Dot a circle design with layers of painted dots on a gourd shard.
Required: apron, hair dryer.
Optional: You may purchase dotting tools at additional cost.



SAT-PM-B
By: Diane Werblo
"Going Dotty"
Cost: \$20
Time: 1:30 - 3:30 pm 2 Hours
Level: All
Min: 1 –Max: 15
 Decorate a small, ink-covered gourd with ink dots in an abstract pattern.
Required: Apron



SAT-AM-C
By: Mac McCrary
"Weaving on a Gourd Pin"
Cost: \$30
Time: 10 am - Noon 2 Hours
Level: All
Min: 1 –Max: 16
 Learn to needle weave in a prepared gourd piece.
Required: None **Optional:** bring small to medium thickness yarn or cord, special beads, needle-threader, scissors



SAT-PM-C
By: Michelle Fife
"Pine Needle Coiling on a Bowl"
Cost: \$35
Time: 1:30 - 4 pm 3 Hours
Level: All
Min: 1 –Max: 5
 Learn basic pine needle coiling and experiment with alcohol inks on a gourd bowl.
Required: Apron

Disclaimer for ALL Classes:

Class gourds/projects may vary in size, shape and color from the pictures.
Depending on your skill level, you may not finish your project in class.

Requirements for ALL Workshops:

Bring your imagination and happy hands.
 Bring your own tools and decorations, if you like; some are required.

HAVE a GOURD Day and HAVE FUN!

**"GOURDS
 IN
 BLACK &
 WHITE"**

2019

**WORK-
 SHOPS**



Fulton County Historical Society, Inc.

37 E - 375 N, Rochester, In. 46975

Come see: The Fulton Co. Museum & The Round Barn Museum &
 The 27th Annual IGS State Gourd Show
"Gourds in Black and White"
 May 3 - 4, 2019

THE INDIANA GOURD SOCIETY

© 2019
Gourds in
BLACK & WHITE
WORKSHOPS

FRIDAY, MAY 3

11:00 AM to 7:00 PM EST

SATURDAY, MAY 4


10:00 AM to 4:00 PM EST

FULTON CO. HISTORICAL SOCIETY

37 E - 375 N

ROCHESTER, IN. 46975

www.indianagourdsociety.org



MAIL TO:



INDIANA GOURD SOCIETY, INC.
P.O. BOX 822
MARION, IN 46952