

# Workshop Registration Form

## Indiana Gourd Society, Inc., 2017 Show

**Mail completed form and check to:**

Delaina DeHaven  
6254 S. 350 W.  
Rossville, Indiana 46065

This form is available at: [www.indianagourdsociety.org](http://www.indianagourdsociety.org)

E-mail: [workshops@indianagourdsociety.org](mailto:workshops@indianagourdsociety.org)

Phone: Delaina DeHaven, workshop chair, at (765) 652-0341

or Phone: Phil Moorhead, registration, at (765) 674-8088

**Pre-registration appreciated; walk-ins welcome if classes are available.**

Please see each workshop listing for name, length, and pricing. Registration fees include all supplies - unless otherwise noted. Registrants providing e-mail or fax information will receive class confirmation using that method. All others will receive confirmation via U.S. Mail.

**Workshop attendees must pay door entry fee on Fri. & Sat. unless pre-registered to volunteer 4 hrs. in some capacity.**

**Contact the Volunteer Chair; see the Volunteer form in the show book.**

For your own protection - wear protective clothing, masks, gloves, etc. for your particular workshop. You may bring your own tools to work with if you wish - some are required - see each workshop listing for this information. Class size is limited and registration is on a first-come, first-paid basis. Classes run for different lengths and have different start times. Check for the hours and the cost of the workshops in the listing below. Please list below the classes you wish to take.


**\*Please note that a portion of each class fee goes to IGS to help pay for the expenses of putting on the show.**

Name:	
Address:	
City/State/Zip:	
E-Mail:	
Phone/Cell No.	

Workshop #	Instructor	Start Time	Duration	Cost \$	Number of Classes
					Total Cost of Classes \$


**RETURN POLICY:** No refunds will be issued for cancellation requests made after April 15. If you have any question please contact: Delaina DeHaven, Phone: (765) 652-0341 or Email: [workshops@indianagourdsociety.org](mailto:workshops@indianagourdsociety.org)

### Friday - AM - May 5, 2017



**FRI-AM-A**  
**By: Leah Reed**  
**Snowflake or Swirl Ornament**  
**Cost: \$ 17**  
**Time: 11 am – 1 pm**      **2 Hours**  
**Level: All**  
**Min: 1 –Max: 10**  
 Make a gourd ornament with inks, vinyl and other products to give it sparkle.  
**Required:** Apron, gloves, scissors

### Friday - AM - May 5, 2017




**FRI-AM-B**  
**By: Bonnie Cox**  
**Zentangle on Gourds**  
**Cost: \$37**  
**Time: 11 am – 2 pm**      **3 Hours**  
**Level: All**  
**Min 1**  
 Learn to draw meditative simple designs on gourds.  
**Required:** Apron

**FRI-AM-C****By: Delaina DeHaven****Fairy House****Cost: \$42****Time: 11 am – 2 pm      3 Hours**

Level: All

Min: 1 –Max: 12

Make a little fairy house with a door that opens. We'll use acrylic paint and learn to shade and highlight.

**Required:** Apron**FRI-PM-B****By: Delaina DeHaven****Let's Flutter Away Lamp****Cost: \$42****Time: 3 – 7 pm      4 Hours**

Level: All

Min: 1 –Max: 10

Learn to cut gourd for lamp, use a tile bit and assorted size drill bits. *Lamp stand sold separately.*

**Required:** Apron, mask, drill + bits 1/16, 3/32, 1/8, Dremel tungsten carbide cutter #9903 or #9904, small awl

**FRI-PM-A****By: Karen Niemeyer****Wax Art on Gourd****Cost: \$27****Time: 2 – 4 pm      2 Hours**

Level: All

Min: 1 –Max: 10

Decorate a gourd using melted crayons and a stylus. Learn the technique, then create your own design.


**Required:** Apron**FRI-PM-C****By: Debbie Remsburg****Wood Burned Ginkgo Leaves****Cost: \$47****Time: 1 – 6 pm      5 Hours**

Level: Intermediate

Min: 1 –Max: 12

Learn to transfer pattern, cut gourd, wood burn leaves, Dremel holes around leaves, and use alcohol inks to paint.

**Required:** Apron, dust mask, Dremel + burs, wood burner, heat gun, paper towels

**FRI-PM-D****By: Jim Bennett****Chip Carved Birdhouse****Cost: \$38****Time: 1 – 6 pm      5 Hours**

Level: All

Min: 1 –Max: 10

Learn to chip carve on gourd, then stain and finish with pinecone roof.

**Required:** Apron, protective glove, woodcarver's gouge, Flex-cut brand #11 x 3/16", scissors

**FRI-PM-E****By: Karen Niemeyer****Decoupage Gourd Bowl****Cost: \$27****Time: 5 – 7 pm      2 Hours**

Level: All

Min: 1 –Max: 16

Learn how to decoupage a 5 - 8" bowl using a variety of papers and napkins.

**Required:** Apron, gloves**SAT-AM-A****By: Diane Werblo****Going Dotty****Cost: \$15****Time: 9 – 11 am      2 Hours**

Level: All

Min: 1 –Max: 15


Decorate a small, ink-covered gourd with ink dots in an abstract pattern.

**Required:** Apron**SAT-AM-B****By: Bonnie Cox****Zentangle on Gourds****Cost: \$37****Time: 11 am – 2 pm      3 Hours**

Level: All

Min 1

Learn to draw meditative simple designs on gourds.

**Required:** Apron**SAT-AM-C****By: Mac McCrary****Weaving on a Gourd Pin****Cost: \$20****Time: 9 am - Noon      3 Hours**

Level: All

Min: 1 –Max: 10

Learn to needle weave in a prepared gourd piece.

**Required:** None **Optional:** bring small to medium thickness yarn or cord, special beads, needle-threader, scissors

**SAT-AM-D****By: Debby Remsburg****Flower Tenerife on Gourd****Cost: \$40****Time: 9 am - 1 pm      4 Hours**

Level: Beginner

Min: 1 –Max: 12

Learn to do Tenerife weaving with artificial sinew, add beads and rope coiled rim.

**Required:** Apron, scissors



## Saturday - AM- May 6, 2017



### SAT-AM-E

By: Pat Moore

Weave and Bead on Vase

Cost: \$32

Time: 9 am – 1 pm 4 Hours

Level: All

Min: 1 –Max: 10

Learn to do simple basket weaving and add beads on outside of gourd. Several color options.

**Required:** Apron, scissors, old towel, spray water bottle



### SAT-PM-B

By: Karen Niemeyer

Bunnies of Any Size

Cost: \$27

Time: 1 – 3 pm 2 Hours

Level: All

Min: 1 –Max: 16

Learn to paint a cute happy bunny. Assorted size/types of gourds to choose from.

**Required:** Apron



### SAT-PM-D

By: Jim Bennett

Sequence of Circles

Cost: \$40

Time: 11 am – 3 pm 4 Hours

Level: All

Min: 1 –Max: 12

Learn to draw a circle design and chip carving techniques. You will chip carve and stain a gourd.

**Required:** Apron, protective glove, woodcarver's gouge, Flex-cut brand #11 x 3/16", compass

## Saturday - PM- May 6, 2017



### SAT-PM-A

By: Judy Herring

Gourd Butterfly House

Cost: \$37

Time: Noon – 3 pm 3 Hours

Level: All

Min: 1 –Max: 10

Learn to cut gourd, add a cleanout door, and decorate it. Gourd will hang, but can be put on post.

**Required:** Apron. **Optional:** gourd saw, Dremel, heat gun



### SAT-PM-C

By: Annette Knox

Halloween Kitty on Pumpkin

Cost: \$30

Time: 1 – 3 pm 2 Hours

Level: All

Min: 1 –Max: 8

Learn to make a vintage-style Kitty, acrylic painting techniques and how to use QwickWood epoxy for ears. Gourd about 6 -7" tall.

**Required:** Apron



### SAT-PM-E

By: Ardith Bowles

Ghostly Pumpkin

Cost: \$17

Time: Noon – 2 pm 2 Hours

Level: All

Min: 1 –Max: 16

Learn to paint this friendly ghost hovering over a pumpkin. Finished gourd about 5 - 6" tall.

**Required:** Apron

### Disclaimer for ALL classes:

Class gourds/projects may vary in size, shape and color from the pictures.

Depending on your skill level, you may not finish your project in class.

### Requirements for ALL workshops:

Bring your imagination and happy hands.

Bring your own tools and decorations, if you like; some are required.

### Have a GOURD Day and HAVE FUN!

Here's just **some** of the **vendors** that will be at our show, for your shopping pleasure.

- Leah Reed, "Blue Whale Arts" .... art & craft supplies, tools, embellishments, & more
- Sheryl & Tim Scott, "Front Porch Gourds LLC" ..... dried and crafted gourds
- Helen Thomas, "Sandlady's Gourd Farm" ..... dried gourds
- Seth Kent, "Kent's Cucurbits" ..... dried gourds
- Phil & Jayne Hart, "Hart's Gourds" ..... dried gourds
- Loretta Pressel, "Pressel's Gourd Art" ..... crafted gourds
- Sue Westhues, ..... crafted gourds
- Sherree Krause, "Nana's Katie Pie LLC" .....full assorted food menu
- Gary Baum, "Uncle Gary's Kettle Corn" ..... Kettle corn

# "SILVER GOURD"

## 25<sup>TH</sup> ANNIVERSARY SHOW

## WORK- SHOPS

INDIANA GOURD SOCIETY'S  
"SILVER GOURD"

25<sup>TH</sup> ANNIVERSARY SHOW

MAY 5-6, 2017

WORKSHOPS

BOONE CO. FAIRGROUNDS

1300 E. - 100 S.

LEBANON, IND. 46052

[www.indianagourdsociety.org](http://www.indianagourdsociety.org)

INDIANA GOURD SOCIETY, INC.  
P.O. BOX 822  
MARION, IN 46952

"SILVER GOURD"  
25<sup>TH</sup> ANNIVERSARY SHOW  
-- WORKSHOPS --

MAIL TO:

