INDIANA Gourd Show 2012

April 13-14-15

From the ground up--- with gourds!

Indiana Gourd Society, Inc.
20th Annual State Show

Message from the Show Chair

Hello to all!

I am honored to be the 2012 Indiana Gourd Society State Show Chairperson. I want to thank everyone in advance for all of your support & help. Our 2012 show will be at the Hancock County 4H Fairgrounds again & I hope to see you there!

We have made a few changes to show book so please review it carefully. We hope these are improvements but as we all know sometimes forward progress hits a speed bump or two along the way.

I haven't spent time growing gourds other than putting the seed in the ground & checking on it once in a while. As a gourd artist I can appreciate the hard work that goes into growing a good specimen for an art piece. I did take some time this year to watch my gourds grow from the ground up. What a wonderful trip it is going out to the gourd patch to see how quickly the vines develop & how long they grow! How exciting it is to see the first little gourds sprouting from the blooms!

As I think back about how I got started it reminds me of how gourd plants grow. It all starts with a seed! Jim Story gave my mother in law complimentary tickets to a state show many years ago. So off I went wondering why? As soon as we arrived Jim took us around to see the wonders of gourds. Wow! A seed was planted! After that first show I came home with a wood burner & I sat for 6 hours burning on one piece. I loved it! I was hooked!

And so I started as a seed & the Indiana Gourd Society continued to nurture my growth. All along the way meeting wonderful people that love gourds as much as I do!

A bit of history: submitted by Helen Parker

Eight members of the American Gourd Society who lived in Indiana met at the Ohio Gourd Show in October, 1990 and decided it was time for an Indiana Gourd Society. They were John and Rosemary Dougherty, Marion: Owen and Dorothy Crowder, Rockville; Dick Thompson, Selma; Bob Elsbury, Anderson; Jim Story, Pendleton and Don Ridge Anderson. Later Rosemary organized a meeting for April 13, 1991 in Indianapolis. Thirty-eighth interested people attended! We organized, elected officers, collected dues, and applied to AGS for chapter status. Thus Indiana, the "Hoosier Gourd Society" became the third active chapter of AGS, the Eta Chapter.

Thank you to the founding members of the Indiana Gourd Society for planting a seed in all of us!

Happy Gourding Emily J. Wallace, Show Chair

2012 INDIANA GOURD SOCIETY STATE SHOW COMMITTEE

INFORMATION-Phil Moorhead
ADVERTISING/PUBLICITY-Dean Ice
VOLUNTEERS-Kirsten DeHaven
JUDGES-Ruth Moorhead
RAFFLE-Karen Niemeyer
EXHIBIT SETUP-Pat Moore
WORKSHOPS-Delaina DeHaven
AUCTION-Guy Schutt
DEMONSTRATIONS-Carolyn Rushton
KIDS PATCH-Linda Harlow/Phyllis Kingen
MEMBERSHIP-Pat Moore
SEEDS/STATE SHOW BOOK-Jesse Glessner
WAYS & MEANS-Ron & Loretta Pressel
CHAT TABLE/GOURD SPINNING-Bill Freihofer
VENDORS-Diane Werblo
FACILITIES MANAGEMENT-Carl Abner

Thanks to Helen Parker, Jane Story, Jim Ballard & Joye Orr & ALL of our great volunteers! And a big thanks to Pat Moore for the suggestion of our memorial classes and the memorial articles on the back inside cover.

Admission charge: $6.00 per adult/weekend pass / age 15 & under, free

Hancock County Fairgrounds

620 North Apple Street, Greenfield, Indiana, 46140

Workshops: Friday/Saturday 9:00am to 6:00 pm, Sunday 9:00 am to 1:00 pm

Doors Open to Public At Times Shown Below

Friday 8:30 AM to 6:00 PM - Saturday, 8:30 AM to 6:00 PM - Sunday 9:00AM to 4:00 PM

Keep up with our events at: www.indianagourdsociety.org

Table of Contents

Page Number

Front Cover, Inside - Show Chair Message

Section I — *Information* — *1*

Table of Contents	**1**
Agenda	**2**
General Rules for Exhibiting	**3**
General Rules (cont.) - Judging, Post Judging, Show Security & Show Contacts	**4**

Section II — *Divisions & Requirements* — *5*

Division 1	**Dried Gourds**	**5**
Division 2	**Botanicals**	**6**
Division 3	**Floral Design**	**6**
Division 4	**Basic Technique Arts & Crafts**	**7**
Division 5	**Functional Arts & Crafts**	**8**
Division 6	**Arts & Crafts**	**9**
Division 7	**Galleries**	**9**
Division 8	**Children, Pre-Teens, & Teens**	**10**
Division 9	**Schools' Entries**	**10**
Awards	**IGS Awards Information**	**10**

Section III — *Workshop (Color Section)* — *11*

2012 Show Workshops	**11-16**
Thanks to our Workshop Instructors, Chairs, and Volunteers	**16**

Section IV — *Show Basics* — *17*

Show Basics - Measurements	**17**
Show Basics - Glossary of Terms	**18**
Show Basics - Vendor Regulations	**19**

Section V — *Registration & Forms* — *20*

Volunteer Registration Form and Membership Form	**20**
Vendor Application Form	**21**
Exhibit Entry Form	**22**
Workshop Registration Form	**23**
Fellowship Dinner, Camping Information, and Motel/Hotel Accommodations	**24**

Back Cover, Inside - Memorials to Jim Story, Debby Grunden, & Joe Lee

Back Cover, Outside - Maps To Hancock County Fairgrounds & IGS State Show 2012

Agenda – 20th Annual Indiana Gourd Show—2012

DOORS OPEN TO PUBLIC:	**FRIDAY,**	**April 13th**	**8:30 AM to 6:00 PM**
DOORS OPEN TO PUBLIC:	**SATURDAY,**	**April 14th**	**8:30 AM to 6:00 PM**
DOORS OPEN TO PUBLIC:	**SUNDAY,**	**April 15th**	**9:00 AM to 4:00 PM**
WORKSHOPS:	**Friday,**	**April 13th**	**9:00 AM to 8:00 PM**
- Pre-registration recommended	**Saturday,**	**April 14th**	**9:00 AM to 6:00 PM**
- See Section III for times.	**Sunday,**	**April 15th**	**9:00 AM to 3:00 PM**

THURSDAY	**April 12th**	
10:00 AM to 5:00 PM	**Show Setup**	**Volunteers needed. Vendor packets available after IGS setup completion, and on Friday at 7:00 AM**

FRIDAY	**April 13th**
7:00 AM	**Fairgrounds Opens to Volunteers and Vendors—All packets Available**
7:00 AM to 8:30 PM	**Vendor Booth Set-up/Sales—*allowing setup until noon Friday***
8:00 AM to 8:00 PM	**Exhibitor Registration at Door & Entry Placement. NO SATURDAY ENTRIES WILL BE ACCEPTED!**
8:30 AM	**Doors Open To Public**
9:00 AM to 8:00 PM	**Workshops - Ongoing**
Throughout the day	**Free Demonstrations & Discussions**
12:00 Noon to 8:00 PM	**Exhibitor Register at Door and Entry Placement continues until 8:00 PM**
6:00 PM	**Show Closes to General Public**
8:00 PM	**Fairgrounds Close**
7:30 PM	**Judges instructions meeting**
8:00 PM until Finished	**Competition Judging (no other access allowed in competition area)**

SATURDAY	**April 14th**
8:30 AM	**Doors Open To Public**
Throughout the day	**Free Demonstrations & Discussions**
9:00 AM to 6:00 PM	**Workshops Ongoing**
1:00 PM	**Live Auction (Part 1)**
6:00 PM	**Show Closes to Public**
6:30 PM	**Gourd Fellowship Dinner @ Ponderosa (details on later pages)**

SUNDAY	**April 15th**
9:00 AM to 4:00 PM	**Doors Open To Public**
Throughout the day	**Free Demonstrations & Discussions**
9:00 AM to 1:00 PM	**Workshops – Ongoing**
1:00 PM	**Live Auction (Part 2)**
3:00 PM	**Gourd Art Raffle Closes**
3:30 PM	**Gourd Art Raffle Winners, Division Winners, People's Choice Award, and Exhibit Awards Announced**
4:00 PM	**Show Closes to Public**
4:00 PM to Completion	**Show Tear Down — Volunteers Needed**

Section II *General Rules For Exhibiting*

Entry Level Definitions

CHILDREN:** **Children - One (1) through five (5) years old**
PRE-TEEN: **Pre-Teens - Six (6) through twelve (12) years old**
TEEN: **Teens - Thirteen (13) through nineteen (19) years old**

NOVICE: **Entrant at the Beginning level of a technique or class and has not won a blue ribbon in this technique or class**

INTERMEDIATE: **Self-determined**

ADVANCED: **Entrant has won substantial ribbons at the Intermediate level with this technique, and is well-known for the technique**

MASTER **Exhibitor has received several blue ribbons at advanced level or Best Of Show in technique.**

SCHOOLS **Schools (Elementary, Jr. High, High School) - Reserved for school classes to enter as a group.**
****** Other than where noted, Children, Pre-Teens, Teens may enter **any class in Divisions 1-7 in addition** to Division 8.

General Exhibitor Entry Guidelines — See specific rules for each division.

- Any individual may exhibit at the Indiana Gourd Show.
- **Exhibitors are allowed up to two entries per person per class**. (Make copies as needed for additional entrants.)
- **DO NOT MAIL EXHIBIT(S)!**
- Entries exhibited in previous Indiana Gourd Society, Inc. State Shows will not be allowed in the same category (class) a second time, but will be allowed in a different category.
- Pumpkins, squash, etc. will not be considered an acceptable entry in any Show competition.
- Any class assigned a measured space **MUST BE PRE-REGISTERED**!
- Walk-in entries will be accepted, **provided staging space is available (badges required). Some exhibition classes are pre-registered ONLY, closed to walk-in entries, see schedule for the exhibit classes without walk-ins.**
- Exhibitors walking in may be delayed in placing their exhibits, because tags and badges must be printed. This may cause sufficient delay and take you past the entry placement deadline.
- **Badge must be worn to place exhibits and pick up exhibits. Exhibit Summary Card must be shown to pick up exhibits.**

Exhibitor Packet Pick-Up and Entry Placement Hours

- Hours for both of the above are as follows: **8:00 AM – 8:00 PM on Friday.**

Exhibit Placement

- **Exhibit placement is Friday ONLY, 8:00 AM until 8:00 PM.**
- Entry tags will be provided in each exhibitor's packet. The tags must be displayed with each entry.
- Judging begins promptly at 8:00 PM Friday and will end when completed. ***(During this time, the exhibit area will be CLOSED to all except authorized individuals.)***
- Signed gourds may be displayed, but Names must be discretely covered (Artist's name may influence judging).
- The Show Committee reserves the right to subdivide and/or combine classes.
- The Show Committee reserves the right to relocate exhibits before judging begins.
- A Staging Committee member will assist placing entries requiring "special staging." *(See entry form)*
- Be sure your artistic work **fits the class** you have entered. If you are unsure, please ask one of the Show Committee Members **before** placing your entry.

General Rules For Exhibiting Continue On Page 16

Section III Divisions & Requirements

Division 1 Dried Gourds - 2 entries per person per class

In this division, Children/Pre-Teens/Teens, Novice, Intermediate, Advanced, and Masters compete on an equal basis.

Division 1 General Requirements:

- Contact Staging if you would like to exhibit an educational display
- Gourds to be grown by exhibitor
- Pay particular attention to the use of the words either, or, and
- Gourd circumference will not be considered, unless stated

  Exhibited gourds must:

  1) be dried and cleaned with skin removed,
  2) have the stem clean and attached, not necessary on cucurbita
  3) gourd type (i.e. Cannonball, Luffa) must be neatly printed on 3" X 5" card by exhibitor.
  4) have no finish, unless stated

For Classes 1—20, use letter (D) only before class numbers 1—20 on Exhibit Entry Form

Hardshell (Lagenaria)

Class 1 Three (3) large gourds of different varieties, eighteen (18) inches or more in either height or width.

Class 2 Three (3) medium gourds of different varieties, more than ten (10) inches in height or width, but less than eighteen (18) inches in height or width.

Class 3 Three (3) small gourds, of different varieties, less than ten (10) inches in height and width.

Class 4 Three (3) gourds of different varieties, chosen to demonstrate different shapes and sizes.

Class 5 Three (3) gourds of same variety, each should be the same shape, size, and hue/color.

Class 6 Smallest mature gourd, measured in height, width, and circumference combined.

Class 7 Largest mature gourd, measured by circumference.

Class 8 Longest dipper, with less than four (4) inches of curve in the handle.

Ornamental (Cucurbita)

Class 9 Five (5) gourds of same variety, each the same shape, size & hue/color.

Class 10 Five (5) gourds of different varieties chosen to demonstrate different shapes and sizes.

Class 11 Smallest measured in height, width, and circumference combined (including ball luffas).

Class 12 Three (3) gourds of identical variety, cleaned, cylindrical luffa or ball luffa gourds.

Class 13 One (1) gourd - Longest cylinder luffa gourd.

Jim Story Manipulated Gourd (all must be green-cleaned with cleaned stem - see AGS rules at http://www.americangourdsociety.org/)

NOTE: After Class judging all entries in this group will be judged together for competition at AGS level. Exhibitors are responsible for all of the AGS documentation requirements. (See inside Back Cover)

Class 14 Corkscrew

Class 15 Knotted

Class 16 Two Knotted together

Class 17 Grown in a mold

Class 18 Any other manipulated type

$25 for 1st Place in classes 14 through 18 provided by Jane Story.

Miscellaneous Dried Gourds

Class 19 **One natural freak of nature**

Class 20 **Un-decorated** (rim scalloping allowed) gourd bowl containing a single or several different varieties of whole undecorated gourds. A clear finish may be used.

Division 2 *Botanicals - 2 entries per person per class*

This Division is open to — Novice, Intermediate, Advanced, and Master

Division 2 General Requirements:

- Gourd does not have to be grown by exhibitor
- All plant material must be live, unless stated
- Plant material of all types may be used: bulbs, herbs, perennials, annuals, trees, vines, etc.
- Plant material must be planted directly into the gourd container -- no liners or pots of any kind are to be used inside the gourd
- A sealer may be used on the inside of the gourd, but is not necessary
- All planters are to be gourds, unless stated
- Construction may be from more than one gourd
- Gourd pieces may be added
- If decorated, any technique (s) may be used
- A wooden base on a gourd container is allowed; however, gourd base preferred

Class 21 **Tabletop Gourd Planter Containing Plant(s) Of Your Choice**

Class 22 **Trellis Photo Exhibit**

One or more photos, permanently mounted on a single sixteen by twenty (16" x 20") inch board no thicker than one (1) inch. Information about your photo must be mounted to your sixteen by twenty (16" x 20") board. No glass allowed. Optional: matting. Exhibitor must supply tabletop easel/display.

Class 23 **Three (3) handcrafted flowers, made of gourd material, in a gourd vase made from ornamentals, hard-shell gourds, luffas or gourd pieces.** Any technique or combination thereof, may be applied for both flowers and vase. Floral tape may be used to cover flower "stems."

Class 24 **A table centerpiece using gourds and fresh or dried natural plant materials.** Additional items allowed may include a small number of decorative pieces, such as fabric flags, ceramic/wooden statues, shells, pine cones, unlighted candles, etc. Plastic items, silk flowers, ribbons, and holiday themes not allowed. **Gourds must predominate**.

Class 25 **One (1) hanging wreath/swag of any natural material** but not limited to vines, straw, grass, twigs, pine needles, etc., with natural decorative materials which are 75% gourd or gourd pieces, including luffa. The wreath or swag is not to exceed 24 inches in any dimension. Manufactured materials, including ribbon, not allowed. Exhibitor supplies hanging device. **This class MUST be pre-registered.**

Division 3 - Floral Design - 2 entries per person per class

Division 3 Requirements:

- **These classes are Pre-Register ONLY!**
- Designs to be exhibitor's own work. Gourd containers may be re-entered with different designs.
- Use of a base is allowed in all classes.
- Gourd containers may be crafted of one or more gourds and/or purchased by exhibitor (except as noted).
- Designs may contain gourd(s) as design material.
- Maximum design size**:** Forty-eight (48") inches high by twenty-eight (28") inches wide except as noted.
- Entrant will supply freestanding backdrops , maximum size forty eight (48") inches high by thirty-six(36") inches wide, with wings no more than fourteen (14") inches wide OR hanging device as necessary.
- Any plant material, including handcrafted gourd flowers, may be used.
- No plastic, silk, or other manufactured floral materials may be used, except for flower stems and where noted.
- The exhibitor will place their own design in assigned space. The show committee may move designs to improve the look of the show.

Class 26 **Design using all fresh plant material** in any finished gourd container.

Class 27 **Design using all green, fresh plant material** in any finished gourd container.

Class 28 **Design using dried, treated or painted plant material** in any finished gourd container.

Class 29 **A hanging design, any natural material** in any finished gourd container. Exhibitor supplies hanging device and/or backdrop. (see requirements above).

Class 30 **Jim & Jane Story Creative Floral Design**, A floral design, **using any materials**, in any finished gourd container. Exhibitor supplies backdrop (see requirements above).

Class 31 **Creative Floral Design,** A creative floral design using **silk flowers only**, in any finished gourd container (no plastic except flower stems)**.** Exhibitor supplies backdrop (see requirements above).

Class 32 **Creative Floral Gourd Container Only,** A creative **gourd floral container only**, using any technique with or without water proofing.

Division 4 *Basic Technique Arts And Crafts*

2 entries per person per class

This Division is open to Novice, Intermediate, Advanced, and Master.

The purpose of this division is to create well-crafted, artistic gourd art. Balance and harmony of design will be considered, as well as creativity in gourd usage and technical expertise

Division 4 Requirements

- **Requirements for all classes: Gourds may be whole and/or cut gourd, with or without other techniques or embellishments, except where noted.**
- All crafting and artistic work must be performed by exhibitor, except where noted.
- Purchased gourds may be used.
- Gourd stems left on must be cleaned and finished to compliment design.
- If gourd is cut open, the interior must compliment the design.
- No artificial foliage, fruit, flowers, silk, or plastic items to be used, except beads, and flower stems.
- In classes referring to a "whole gourd," the shell must be intact and uncut.
- Class technique, on gourd, must predominate. Judging will be based on class technique.

Class 33 **Wood burning/pyrography,** no color.
Class 34 **Wood burning/pyrography,** with color.

Class 35 **Carving & Gouging** See requirements above.

Class 36 **Cutting & Filigree.** See requirements above.

Class 37 **Painted**. See requirements above.
Class 38 **Dyed/stained**. See requirements above.

Class 39 **Pencil, Colored Pencil, Pen, or Ink**. See requirements above.

Class 40 **Weaving and/or coiling on a gourd.** See requirements above.
Class 41 **Tenerife weaving and/or string art** See requirements above.

Class 42 **Knotting and/or netting on a gourd.** See requirements above.

Class 43 **All other fiber or wire art on gourd.** See requirements above.

Class 44 **Wax Art on gourd.** See requirements above.

Class 45 **Beading on a gourd.** See requirements above.

Class 46 **Inlay on a gourd.** See requirements above.

Class 47 **Clay on a gourd.** See requirements above.

Class 48 **Decoupage on a gourd** - See requirements above.

Division 5 Functional Arts And Crafts - 2 entries per person per class

This Division is open to — Novice, Intermediate, Advanced, and Master

Division 5 Requirements

- All crafting and artistic work must be performed by exhibitor, except where noted.
- Purchased gourds may be used.
- Gourd stems left on must be cleaned and finished to compliment design.
- If gourd is cut open, the interior must complement the design
- No artificial foliage, fruit, flowers, silk, or plastic items to be used, except beads.
- In classes referring to a "whole gourd," the shell must be intact and uncut.
- Any technique allowed.
- All materials necessary to make the object functional to be supplied by exhibitor.
- Object may be powered by batteries.
- Candles incorporated into the design must not be lit, unless battery operated.
- Electrical items may be lighted during judging, if UL tag is visible and electricity is available.
- Gourds MUST predominate.

Functional Birdhouse/Feeder/Waterer (decorated or undecorated)

Class 49—51 - Requirements:

1. House must hang
2. No perch
3. Drainage and vent holes required

Class 49 **Functional Bird House -** Decorated, hole size of choice.
Class 50 **Functional Bird House -** Un-decorated, hole size of choice.
Class 51 **Functional Bird Feeder/Waterer -** Decorated and/or Un-decorated, may be sealed.

Jewelry

Class 52 **Jewelry—Whole and/or cut gourd.** Any technique (s) or embellishments may be used. Piercing for hanging allowed.
Class 53 **Jewelry—Set of items.** Any technique (s) or embellishments may be used.

Miscellaneous

Class 54 **Gourd Mask, decorative or wearable.**
Class 55 **Gourd Musical instrument (must be functional).**
Class 56 **Gourd Lamp, or shade, or base.**
Class 57 **Gourd Luminary.**
Class 58 **Gourd Hat**
Class 59 **Undecorated and/or decorated dipper, cut open to look like dipper**
Class 60 **Gourd Bowl and/or Container**
Class 61 **Gourd Basket with handle**
Class 62 **Debby Grunden Memorial Class—purse (constructed from gourd). (See inside Back Cover)**
Class 63 **Joe Lee Memorial Class—Wood burned gourd in the Joe Lee style. (See inside Back Cover)**

Division 6 *Arts And Crafts* - *2 entries per person per class*

This Division is open to Novice, Intermediate, Advanced, and Master.

Division 6 Requirements

- **Gourds MUST predominate**
- All crafting and artistic work must be performed by exhibitor, except where noted.
- Purchased gourds may be used
- Gourd stems left on must be cleaned and finished to compliment design
- If gourd is cut open, the interior must compliment the design
- No artificial foliage, fruit, flowers, silk, or plastic items to be used, except beads and flower stems
- In classes referring to a "whole gourd," the shell must be intact and uncut
- Any technique(s) allowed
- All materials necessary to make the object functional to be supplied by exhibitor
- Object may be powered by batteries
- Candles incorporated into the design must not be lit—unless battery operated.
- Electrical items may be lighted during judging, if UL tag is visible and electricity is available

Class 64 **Toy**

Class 65 **Dolls and human figures** Constructed from single or multiple gourds.

Class 66 **Creature/s or animal/s.** Constructed of single or multiple gourds. Any technique(s) may be used.

Class 67 **Rain stick** (must be functional) with 3"X5" card identifying contents of rain stick.

Class 68 **Christmas: Santa/Father Christmas**

Class 69 **Christmas: One Hanging Christmas Ornament.**

Class 70 **Christmas: Christmas Decoration** (for those exhibits not fitting into classes 68 and 69).

Class 71 **Halloween**

Class 72 **Easter Decoration**

Class 73 **Any holiday item.** Any other than Halloween, Easter, or Christmas.

Class 74 **Miscellaneous Gourd Use—A Miniature Gourd Item.** Gourd and embellishments must be two (2) inches or less in any direction, which replicates a larger item. Jewelry and holiday items not allowed in this class. Stem; if present, will not be included in two (2) inch measurement. Stand will not be included in measurement.

Class 75 **"Gourds in other Media" Item.** An art/craft item which is not made of gourd, but has a gourd subject or theme—such as painting, sketch, photograph, writing, beadwork, lathed gourd shapes, quilt, embroidery, stained glass, leather tooling, pottery, etc. **If item is more than twenty-four (24") inches in any dimension or requires special staging, please state this information on entry sheet.**

Class 76 **Western, South Western, and other Ethnic Theme**

Class 77 **"New Techniques" -** 3 X 5 card explaining your technique is required..

Class 78 **"My Way" -** Any technique not identified in any other class.

Class 79 **Theme Gourd by Single Artist -** Any set of techniques are acceptable.

Class 80 **Theme Gourd by Multiple Artists -** Any set of techniques are acceptable. Item should be entered in the name of any of the artists, but a 3" X 5" card must be displayed (turned face down for judging) describing each artist and their contribution.

Division 7 - Galleries - *2 entries per person per class*

This Division is open to Novice, Intermediate, Advanced, and Master
Class 81, 82, 83 - These classes must be pre-registered. No "Walk-Ins" allowed.

Class 81 **Small Gourd Gallery** Create a special "gallery" of three (3) or more gourds displaying your gourd art. Maximum size: thirty six (36) inch width. Exhibitor must supply staging. Gourds may have been previously exhibited..

Class 82 **Large Gourd Gallery** Create a special "gallery" of three (3) or more gourds displaying your gourd art. Maximum size: forty eight (48) inch width. Exhibitor must supply staging. Gourds may have been previously exhibited.

Class 83 **Educational Gourd Gallery -** Create a special gallery with a gourd related educational theme. Maximum size: thirty six (36) inch width. Exhibitor must supply staging. Gourds may have been previously exhibited.

Division 8 - Children, Pre-Teens, & Teens - 2 entries per person per class

This Division is open to Children (1- 5 years old), Pre-Teens (6-12 years old), and Teens (13-19 years old).

Children/Pre-Teens/Teens are provided with crafting & show experience in a supportive, educational and fun environment

Division 8 Requirements:

- Crafting must be done by exhibitor – *(Exhibitor may have adult assistance).*
- Gourds may be purchased.
- No plastic, artificial flowers, fruit or foliage may be used, except beads and flower stems.
- Gourd pieces may be added.
- Stems to be clean if attached.

Class 84 **I made it "My Way"**

Division 9 - Schools' Galleries

This Division is open to School Groups categorize by Elementary Schools, Junior High Schools, and High School
These classes MUST be pre-registered.

Division 9 Requirements:

- **Specify a "SG", "SJ", "SH" before the class number (i.e. SG-85) for school entries.**
- Crafting must be done by school group - Gallery – *(Exhibitors may have adult assistance).*
- Gourds may be purchased-
- No plastic, artificial flowers, fruit or foliage may be used, except beads and flower stems.
- Gourd pieces may be added.
- Stems to be clean if attached.
- If Class refers to "Whole Gourd," the shell must be intact & uncut.

Class 86 Gallery—**I made it "My Way"**

Awards

- **AWARDS** will be given to the top five (5) entries in each Class. Judges will not award ribbons for all placements if the entries do not merit that placement.
- The **Judging Teams** will place blue ribbons on the exhibit in all classes. In Children/Pre-Teens/Teens/Schools classes, all ribbons will be placed by the judging teams. In all other classes, the judging teams will indicate the award position on the exhibit card for awards given. The exhibitors wishing a ribbon may take the card to the awards table and pick up ribbons to be placed on the exhibit.
- **Division Rosettes** will be selected from and awarded to the best Class winners in each Division.
- **Chairpersons' Award Rosette** will be selected by the Show Chair and Committee for the entry which they feel contributes the most to the Show.
- **Jim Story Manipulated Gourd Monetary Awards -** Cash prizes are awarded to the winner in each class of this section. The award of $25 for each class comes directly from the Story family.
- **Chairperson's Award** will be presented Sunday, April 15th, at 3:30 P.M..
- **One People's Choice Award selected from among Div 2, 3, 4, 5, & 6** will be presented Sunday, April 15th, at 3:30 PM.
- **Best of Division**
- **Best of Show**

Section IV - Workshops

Indiana Gourd Society, Inc., 2012 Show Workshops

Registration fees include all supplies unless otherwise noted.
All workshops are at the Hancock County Fairgrounds
Color photographs of workshops are located on the IGS Web Site www.indianagourdsociety.org

Workshops Listed By Day - In Numerical Order

FR 1-1 **Friday, April 13** **9:00 AM – 1:00 PM** **Ron Pressel** **Cost: $60.00**	**Detail Design On A Miniature Gourd Pot** Description: Creating intricate pyrography art work with ordinary skill and talent on a tiny gourd Min. students: 6 - Max. students: 12 Supplies: Good burning system, small blade tip, and small shading tip pens Level: All

FR 1-2 **Friday, April 13** **2:00 PM – 4:00 PM** **Marla Helton** **Cost: $50.00**	**Stamping With Powdered Pigments** Description: Students will color the gourd using powdered pigments, learn to stamp combinations around the gourd, and a wire embellishment will be taught to give a great final touch. Min. students: 5 - Max. students: 18 Supplies: Old smock or old clothes Level: All



FR 1-3 **Friday, April 13** **5 :00 PM –7:00 PM** **Frank & Joyce Brady** **Cost: $20.00**	**Medallion For Brooch** Description: Decorate a medallion cut from a gourd. Paint edges—will wind embroidery thread around. Set in stone. Cover back with black felt and attach pin or ring. Min. students: 2 - Max. students: 12 Supplies: Instructor supplies everything Level: All

FR 2-1 **Friday, April 13** **9:00 AM — 10:00 AM** **Karen Hundt-Brown** **Cost: $15.00**	**Selecting The Right Gourd** Description: Picking the right gourd for your projects Min. students: 2 - Max. students: 20 Supplies: Instructor supplies everything Level: Beginner

FR 2-2 **Friday, April 13** **11:00 AM — 1:00 PM** **Karen Hundt Brown** **Cost: $25.00**	**Gourd Toys (aka "Tools Of The Trade")** Description: Learn what kinds of tools and how they work on a gourd. Min. students: 2 - Max. students: 20 Supplies: Instructor supplies everything Level: Beginner

FR 2-3 **Friday, April 13** **2:00 PM — 6:00 PM** **Karen Hundt-Brown** **Cost: $50.00**	**Maple Leaf Bowl** Description: Power carving class. Relief carving a V cut gourd bowl with maple leaves using a variety of burrs/bits to undercut the leaves and stipple background. Then adding additional details with our wood burners. Min. students: 2 Max students: 20 Supplies: Temperature adjustable wood burner, pen/tips, rotary tool Level: All

Indiana Gourd Society, Inc. 2012 Show Workshops, cont.

Registration fees include all supplies unless otherwise noted.
All workshops are at the Hancock County Fairgrounds
Color photographs of workshops are located on the IGS Web Site www.indianagourdsociety.org

Workshops Listed By Day - In Numerical Order

FR 3-1 **Friday, April 13** **9:00 AM — 11:00AM** **Sue Westhues** **Cost: $30.00**	**Musical Toy** Description: Create 3 quick and easy musical toys by combining gourds with common household materials. Will leave with kazoo, warbler, and croaker. Recommended for those working with kids. Min. students 3 - Max students: 12 Supplies: Instructor supplies everything Level: All

FR 3-2 **Friday, April 13** **1:00 PM — 3:00 PM** **Sue Westhues** **Cost: $30.00**	**Mobil** Description: Class will focus on assembling 5 gourds and various gourd pieces into a perfectly balanced mobile. Min. students: 3 - Max. students: 12 Supplies: Instructor supplies everything Level: All

FR 3-3 **Friday, April 13** **4:00 PM — 8:00 PM** **Joyce Earle** **Cost: $35.00**	**Zebra Bowl** Description: Gourd bowl with oval carved and zebra wood burned and painted Min. students: 2 Max. students: 10 Supplies: Carving tool, bits, liner paint brushes, wood burner Level: All

FR 4-1 **Friday, April 13** **9:00 AM—4:00 PM** **(1 hour lunch break)** **Miriam Joy (Sagen)** **Cost: $55.00**	**Summer In Bloom** Description: Create your own 3d effect using clay and wax. Learn how to add more color and texture to your gourd using Crayola Wax. Leave with a completed beautiful gourd piece Min. students: 4 - Max. students: 12 Supplies: Paint brushes, #6 flat for floating and a liner for detail work, cooking spray, and apron

FR 4-2 **Friday, April 13** **5:00 PM—8:00 PM** **Marla Helton** **Cost: $58.00**	**Powdered Pigments and Metal Embossed Inlay** Description: Introduces students to creating color on gourds using powdered pigments. Will coil a couple of rows using Danish cord. Emboss metal to inlay the metal into gourd. Min. students: 5 - Max students: 18 Supplies: Smock or old clothes, sharp scissors, if possible, wood burner, and dremel tool (not required) Level: All

FR 5-1 **Friday, April 13** **9:00 AM-1:00 PM** **Susie Billingsley** **Cost: $65.00**	**Palm Infloresence And Tapestry Weaving** Description: Begin this project with inflorescence spokes, then your choice of wire, coir, reed, sea grass, yarn, wax linen- no two alike. Min. students: 6 - Max students: 14 Supplies: Scissors, and anything else you might want to incorporate. Level: All

Indiana Gourd Society, Inc., 2012 Show Workshops, continued

Registration fees include all supplies unless otherwise noted.
All workshops are at the Hancock County Fairgrounds
Color photographs of workshops are located on the IGS Web Site www.indianagourdsociety.org

Workshops Listed By Day - In Numerical Order

FR 5 –2 **Friday, April 13** **2:00 PM - 5:00 PM** **Delaina DeHaven** **Cost: $35.00**	**Wisteria Birdhouse** Description: Using acrylic paints, we will create a birdhouse. Learn sponging methods, how to double load a brush, shading, and highlighting. Min. students: 3 Max. students: 15 Supplies: None Level: Beginner, and Intermediate

FR 5-3 **Friday, April 13** **6:00 PM — 8:00PM** **Susie Billingsley** **Cost: $35.00**	**Dremel Carving** Description: Learn simple Dremel carving using a cannon ball gourd that is pre-dyed. Complete by sealing. Min. students: 6 - Max. students: 14 Supplies: Dremel tool if possible. Some will be available. Level: All

Indiana Gourd Society, Inc., 2012 Show Workshops, workshops

Registration fees include all supplies unless otherwise noted.
All workshops are at the Hancock County Fairgrounds
Color photographs of workshops are located on the IGS Web Site www.indianagourdsociety.org

Workshops Listed By Day - In Numerical Order

SA 1-1
Saturday, April 14
9:00 AM — 12:00 Noon
Blanche Murrin
Cost: $45.00

Decoupage For Today

Description: Learn how to finish gourd interior to look like its hand painted, and apply pressed leaves/flowers to exterior.
Min. students: 5 - Max students: 15
Supplies: 1" Paint brush, Exacto type knife. May also bring your favorite pressed leaves/flowers
Level: All

SA 1-2
Saturday, April 14
1:00 PM - 5:00 PM
Frank & Joyce Brady
Cost: $50.00

Tenerife Weaving A Shamrock

Description: Frank will tell how to clean, measure, cut, and drill holes in gourd-Joyce will tell how to make the web, weave the design, and add beads
Min. students: 2 - Max students: 10
Supplies: Instructor will supply everything
Level: All

SA 2-1
Saturday, April 14
9:00 AM - 11:00 AM
Joyce Earle
Cost $23.00

Woodland Angel Ornament

Description: Student will wood burn leaf lines, paint and attach wings, head hair and wire hanger
Min. students: 2 Max students: 10
Supplies: Paint brush, wood burner, wire cutter
Level: All

SA 2-2
Saturday, April 14
2:00 PM - 6:00 PM
Karen Hundt-Brown
Cost: $35.00

Lights, Lamps, and Luminaries

Description: Learn everything you ever wanted to know about gourd lamps, from how to wire one, to the best bulbs to use.
Min. students: 2 - Max students: 20
Supplies: Rotary tool, Opt. wood burner with tips/pens
Level: All

SA 3-1
Saturday, April 14
9:00 AM — 1:00 PM
Susie Billingsley
Cost: $60.00

Funky Coiling

Description: Really fun class. . . No two alike. This is Kin to Random Weave. Woven with inflorescence and wax linen assorted colors.
Min. students: 6 - Max. students 14
Supplies: Scissors
Level: All

SA 3-2
Saturday, April 14
2:00 PM — 6:00 PM
Susie Billingsley
Cost: $65.00

Coiling On A Gourd

Description: Learn an easy coiling method using round Reed. Wrap part of the coil with ribbon yarn for contrast finish with beads.
Min. students: 6 - Max students: 14
Supplies: Scissors
Level: All

Indiana Gourd Society, Inc., 2012 Show Workshops, workshops

Registration fees include all supplies unless otherwise noted.
All workshops are at the Hancock County Fairgrounds
Color photographs of workshops are located on the IGS Web Site www.indianagourdsociety.org

Workshops Listed By Day - In Numerical Order

SA 4-1 **Saturday, April 14** **9:00 AM - 12:00 Noon** **Marla Helton** **Cost: $60.00**	**Coil Weaving On A Gourd** Description: Introduces students to coil weaving using Danish cord and hand dyed silk ribbon. Variety of colors to choose from. Min. students: 5 - Max students: 18 Supplies: Sharp scissors Level: All

SA 4-2 **Saturday, April 14** **2:00 PM - 5:00 PM** **Joyce Earle** **Cost: $23.00**	**Everything's Buggy** Description: Students will wood burn, paint, decorate, and assemble bug. Attach magnet or pen. Min. students: 2 - Max. students: 10 Supplies: Wood burner, paint brushes Level: All

SA 5-1 **Saturday, April 14** **9:00AM - 12:00 Noon** **Delaina DeHaven** **Cost: $35.00**	**No Horsing Around** Description: Basic cutting with focus on getting fine sharp tips, and basic inking. Great class for beginners. Min. students: 3 - Max. students: 15 Supplies: Micro lux gourd saw and drill with small drill bit. Level: Beginner and Intermediate

SA 5-2 **Saturday, April 14** **1:00 PM — 4:00PM** **Delaina DeHaven** **Cost: $35.00**	**Knotless Netting Prayer Necklace** Description: Create a prayer bag using a spinner bowl. We will form bag using knotless netting technique and wax linen. We will add beads to create one of a kind necklaces. Min. students: 3 - Max. students: 15 Supplies: Sharp scissors if available Level: All

SA 5-3 **Saturday, April 14** **5:00 PM — 6:00PM** **Delaina DeHaven** **Cost: $23.00**	**Adirondack Inks** Description: Instructor will demo these inks on a gourd bowl. You will then use several different colors to create 3 or 4 different pieces Min. students: 3 - Max. students 15 Supplies: Apron to cover clothes Level: All

Indiana Gourd Society, Inc., 2012 Show Workshops, workshops

Registration fees include all supplies unless otherwise noted.
All workshops are at the Hancock County Fairgrounds
Color photographs of workshops are located on the IGS Web Site www.indianagourdsociety.org

Workshops Listed By Day - In Numerical Order

SU 1-1 **Sunday, April 15** **11:00 AM - 3:00 PM** **Miriam Joy (Sagen)** **Cost: $55.00**	**Diamonds In The Sky** Description: Learn to decorate and add more color to gourds using Crayola Crayons. Apply bright colored wax to your gourd with a flair of Southwest. Min. students: 4 - Max students 12 Supplies: Apron Level: All

SU 2-1 **Sunday, April 15** **9:00 AM — 1:00 PM** **Karen Hundt-Brown** **Cost: $35.00**	**Wheat Bowl** Description: Hand carve a wheat pattern using gouges of different sizes. Min. students: 2 - Max. students: 15 Supplies: U and V gouges Level: All

SU 3-1 **Sunday, April 15** **9:00 AM — 1:00 PM** **Joyce Earle** **Cost: $35.00**	**Yellow Billed CooKoo Bird** Description: Students will make a top know from Quick Wood, draw feathers, burn, attach dowels, and paint the head. Min. students: 2 - Max. students: 10 Supplies: Wood burner and paint brushes Level: All

SU 4-1 **Sunday, April 15** **9:00 AM - 11:00 PM** **Marla Helton** **Cost: $55.00**	**Twining With Space and Dyed Sea Grass** Description: This class introduces students to twining on a gourd. Choose from a wide variety of colors of sea grass. Min. students: 3 - Max. students: 18 Supplies: Sharp scissors are helpful Level: Beginner

SU 5-1 **Sunday, April 15** **9:00 AM — 1:00 PM** **Delaina DeHaven** **Cost: $50.00**	**Jolly St. Nick** Description: Using acrylic paints students will learn sponging, shading, and high-lighting. Min. students: 3 - Max. students: 12 Supplies: Royal 3/5" wisk brush or Lowe Cornell Filbert 1/2 rake brush #7520 Level: All

We wish to thank all of our workshop Instructors and the Workshop chair and her volunteers.
We could not do this without your many hours of preparation and generosity. THANK YOU ALL!

Ron Pressel Karen Hundt-Brown Sue Westhues M.Joy (Sagen) Susie Billingsley	Delaina DeHaven Marla Helton Blanch Murrin Joyce Earle FranK & Joyce Brady	Workshop Co chairs: Delaina DeHaven Kirsten DeHaven Workshop Volunteers

General Rules For Exhibiting - Continued From Page 3

Judging

- **Judging will be to AGS rules, option "C" for ALL classes. See the AGS Website for explanation of the rules, or contact the IGS Judges Chair (listed below) for more information or clarification.**
- Judges and clerks will place blue ribbons on those entries and stickers to indicate other placements other than a 1st place on entry tag. All awards ribbons will be placed on Divisions 8 (Children, Pre-Teens, Teens , and Division 9 (Schools)) entries.
- Go to Information Table to receive all other ribbons awarded.
- Placements will be 1st through 5th place. A single entry in a class does NOT guarantee a 1st place ribbon!
- All judges' decisions are final.
- Terminology, as defined in the "Glossary of Terms" (page 5) will define the basis for judging.

Post-Judging

- Exhibitor's Name shown on entry tag. *(Small business cards may be neatly displayed beside entries. Cards may not be placed until **after** judging.)*
- **Exhibits, ribbons and tags must remain in place through 4:00 P.M. Sunday, April 15th.**
- Exhibitors who remove exhibits early may not be allowed to exhibit in future IGS shows.
- All **unclaimed exhibits** become the property of the Indiana Gourd Society, Inc. at Show's close.

Show Security And Disclaimer

- **The Indiana Gourd Society, Inc. and the Hancock County Fairgrounds will provide reasonable security for all participants during the Show.**
- **The Indiana Gourd Society, Inc. and the Hancock County Fairgrounds will not assume responsibility for damage, theft or injury during the Show.**

Show Contacts

Show Chair:	Phone:	Cell Phone:	eMail Address
Emily Wallace	(765) 623-0621		showchair@indianagourdsociety.org
Co- Chair:			
(XXXXXXXXX)	(XXX)		cochair@indianagourdsociety.org
Vendor Chair:			
Diane Werblo	(317) 783-1428		vendorchair@indianagourdsociety.org
Volunteer Chair:			
Kirsten DeHaven	(765) 379-2149	(XXX)	volunteer@indianagourdsociety.org
Workshop Chair:			
Delaina DeHaven	(765) 379-2149		workshop@indianagourdsociety.org
Auction Chair			
Guy Shutt	(219) 474-5091		auctionchair@indianagourdsociety.org
Demonstrations Chair			
Carolyn Rushton	(765) 679-5107		demonstrations@indianagourdsociety.org
Raffle Chair			
Karen Niemeyer	(765) 436-7518	(765) 436-7348	rafflechair@indianagourdsociety.org
Kid's Patch			
Phyllis Kingen	(317) 326-7312		kidspatch@indianagourdsociety.org
Linda Harlow	(317) 335-2637		kidspatch@indianagourdsociety.org
Publicity Chair			
Dean Ice	(317) 335-7023		publicitychair@indianagourdsociety.org
Judges Chair			
Ruth Moorhead	(765) 674-8088		judgeschair@indianagourdsociety.org
Facilities Management			
Carl Abner	(317) 326-2073		show_facility@indianagourdsociety.org

How To Measure Gourd(s) For Competition

1. ***Circumference***
   Measured at the gourd's
   Widest point, when standing
   in an upright position

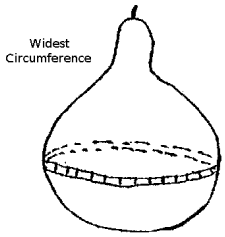

2. ***Longest (with less than 4" of curve)***
   The imaginary straight line runs from the blossom end to the stem protrusion of the gourd, stem not included. The deepest point of the curve (when measured from gourd center to the imaginary straight line), may not exceed four (4) inches.

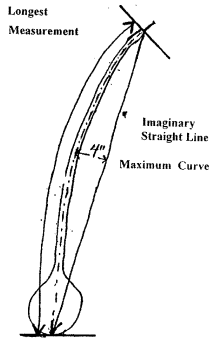

3. ***Height (measured two ways)***
   The longest measurement applies.
   1.) Measure from the blossom end to the stem protrusion **with** the gourd's curvature.
   2.) Measure at highest point when the gourd sits upright, stem not included

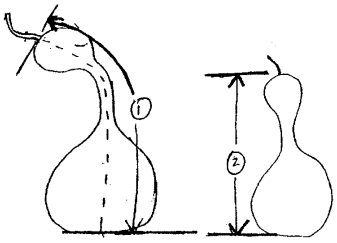

4. ***Longest Measurement***
   Must have no more than a four (4) inch total curvature. To test this, measure gourd's length from the stem center to the blossom center at the opposite end of the gourd.

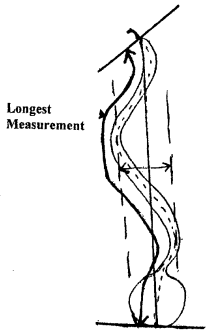

5. ***Width***
   Measured at widest point when gourd sits upright.

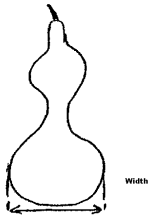

Information and drawings by Ron Bair,
Indiana Gourd Society, Inc. Member

Glossary of Terms - For Indiana Show purposes

Dried Gourds

Clean Stem	washed stem with skin and dirt removed from the crevices - end trimmed
Assortment of Gourds	gourds of various sizes, shapes and varieties
Dried Gourd	water has entirely evaporated leaving a lightweight shell
Freak Growth	unique twist of a gourd that occurs naturally
Hand Trained	manipulation of growth to achieve a specific shape
Identical Gourds	same size, shape, color/hue and variety

Floral Design

Base	platform or low stand that is not permanently attached
Floral Design	piece that follows design standards of the National Garden Clubs
Handcrafted Flowers	flowers constructed from gourds with or without other dried natural material

Crafting Techniques

Beading	beads and beading techniques used in decorating (plastic, glass, or natural beads allowed)
Burnt Gourd	burned with flame
Carving / Gouging	removing outer shell of gourd, not going completely through gourd
Coloring	using any natural/ manufactured agent changing the natural color
Coloring Agent	substance used to change the natural color of the gourd
Cut Gourd	penetrates the entire wall of the gourd (includes all holes in birdhouses)
Decoupage	material glued onto gourd and covered with a preservative
Embroidery Beading	beading stitch work incorporating small holes drilled in gourd shell
Fiber Art	Any strands of fiber or wire elements to embellish a gourd as in lacing, weaving, coiling, netting, knotting, wrapping, stapling, plating, and others.
Filigree	Delicate ornamental cut work
Huichol Beading	beads embedded in wax
Multiple	more than one crafting technique on a single gourd.
Pyrocutting	cut going completely through gourd by burning
Pyrography	burn on surface to form a design not going through gourd
Tenerife	laces made in the Tenerife style consist of many smaller thread medallions formed from a wheel or small round pillow. The medallion base is a wheel of small spokes.
Weaving	interlacing various materials attached to the gourd.
Wax Art	Wax or crayon wax applied to a gourd as the embellishment.

Containers And Dippers

Basket	container with a handle
Bowl	lidded or uncovered container without a handle
Dipper/Ladle	handled serving piece with natural handle and ball end
Pitcher	container with or without handle (s) and pouring spout
Planter	container with a sealer applied to the inside

Other Terms

Abstract Sculpture	piece with design elements of line, color and/or movement
Clear Finish	finish that does not change the natural color
Curcubita	A genus of plants, natural order *Cucurbitaceæ.* They are creeping herbs, with lobed and cordate leaves, large, day blooming, yellow flowers, and fleshy, generally very large, fruits. (Referred to in IGS as ornamental gourds.)
Human Figure	in a human manner. Must have a head, torso, two arms, and two legs
Lagenaria	Old World climbing plant with hard-shelled bottle-shaped gourds as fruits, large leaves, and large, night blooming, white flowers. (Referred to in IGS as hard shell gourds.)
Natural Finish	no finish applied
Nearly Whole Gourd	Part of the outer membrane has been removed, but no holes through the shell
Three Dimensional	technique incorporating depth, height and width
Two Dimensional	technique incorporating height and width
Whole Gourd	The shell must be intact and uncut, no penetration of the gourd

Vendor Regulations

Vendor Regulations

Contact: **Diane Werblo Phone: (317)-783-1428**
E-mail: vendorchair@indianagourdsociety.org

Selection:

Limited Inside Space Available

Set –Up: Thursday, April 12th — after IGS setup is complete and until 5:00 PM.
Friday, April 13th - 7:00 AM to 12:00 Noon.
Vendor packets available Thursday to vendors who help the show committee set up Thursday, otherwise Friday at 7:00 AM

ID: Up to two (2) preprinted Name badges per booth space rented. Tags must be picked up by Noon Friday. These badges **must be worn** during weekend show hours as your Show Pass into the Hancock County Fairgrounds. Additional badges may be purchased for $6.00 each if the person is not an exhibitor, show volunteer, or otherwise working for IGS at the show.

Show Vendor Policy

The Indiana Gourd Society, Inc. will not create a policy that will eliminate any vendor from demonstrating or selling any Brand Name merchandise or determine any price structure for merchandise sold, thereby eliminating competition between vendors. This has been the position of the Indiana Gourd Society, Inc. in the past and should continue to be in the future.

… IGS Board of Directors

Location and Booth Space:

- **Outside Space**, approximately 16'wide x 24'long.
- **Inside Space**, approx.10'wide x 10'long
- **Booth locations** assigned by the committee according to show layout. **Specific requests will be considered, but cannot be guaranteed.**
- **First time vendor** may purchase one (1) space to be juried during the show. Vendor failing to meet show standards may not be allowed into future shows.
- **Demonstrations** in the booth are limited to the confines of the booth. Demonstrations must be completed during show hours and must not produce a "make it-take it" item or charge a fee.
- **Manning booth** is the responsibility of the person applying for the booth space. Vendor is responsible for staffing booth during show hours. As a courtesy to neighboring vendors, no booth is to be left unattended during show hours.
- **Tables inside must be skirted** to the floor on all audience sides by the vendor.

Permits, Merchandise and Sales:

Each vendor is responsible for all Federal/Indiana taxes (forms Dept. of Revenue, Indianapolis)

- **Merchandise** must be **at least seventy-five (75%) percent** gourd and/or gourd related.
- **NO SALE of plastic items or artificial flowers is permitted.**
- **Committee reserves the right** to reject and/or restrict vendor due to space constraints, condition and/or quality of sale merchandise, sale of inappropriate items for this show or sub-standard booth appearance.
- **All imported sale gourds** must be clearly marked, "Imported from _____ " (specify country).
- **Sales** begin after your booth is set-up and continues through weekend show hours.

Tear Down: **Vendors may teardown after 4:00 P.M. Sunday, April 15th**. Merchandise sell-out does **NOT** constitute a reason to dismantle your booth or remove merchandise prior to the designated tear down time.

Security: **Reasonable** security will be provided for all show participants by the Indiana Gourd Society, Inc. and the Hancock County Fairgrounds. See security disclaimer on page 5.

Refunds: **No refunds issued on cancellations received after Monday, March 19th, 2012. (FIRM)**

Section V Registration and Forms

Volunteer Form

Indiana Gourd Society, Inc., 2012 Show - Greenfield, IN

Mail To: IGS Registration
P.O. Box 822
Marion, IN 46952

This form is available at: www.indianagourdsociety.org
E-mail: volunteer@indianagourdsociety.org
Phone: (765) 674-8088

If these entry materials should be put into someone else's packet; enter his Packet Name otherwise, start at "Name".

Your time and volunteer efforts contribute toward a successful Indiana Gourd Show.

Volunteers will be rewarded with a pass to the show for the weekend.

NOTE: Registration must be received by Monday, March 19, 2012 to receive the free pass.

Packet Name:		Phone No.	
Name:		Cell No.	
Address:		**Volunteer For**	
City/State/Zip:		**Volunteer For**	
E-mail:		**Volunteer For**	

Volunteers are needed in the following areas: Set-Up, Admission, Seed Sales, Education, Kids' Corner, Ways & Means, Workshop booth, Workshop Monitor, Auctions, Membership, Raffles, and Tear-Down. Please list times below.

Thur A.M.	Thur P.M.	FRI. AM	FRI. P.M.	SAT. AM	SAT P.M.	SUN. AM	SUN. P.M.		FRI. AM	FRI. P.M.	SAT. AM	SAT. P.M.	SUN. AM	SUN. P.M.	
															.
															.

Indiana Gourd Society, Inc. - Membership Form

INDIANA GOURD SOCIETY, INC. ☐ NEW ☐ RENEW

Membership Application DATE: _____ ☐ 1 year @ $15.00

PLEASE PRINT ☐ 3 year @ $40.00

NAME: _____ ID Number _____

ADDRESS: _____ Patch Number _____

CITY, STATE, ZIP _____

PHONE _____ COUNTY _____

EMAIL _____

DO YOU WANT ELECTRONIC *TENDRIL* ? CIRCLE **YES** or **NO**

Make your CHECK payable to the **INDIANA GOURD SOCIETY, INC.**

MAIL TO: **INDIANA GOURD SOCIETY, INC.**, 691 W Veach Rd, Bloomingdale, IN 47832

Visit the IGS Web site at: **www.indianagourdsociety.org**

Vendor Application Form

Indiana Gourd Society, Inc. - State Show 2012 - Greenfield, IN

Non–Compliance: Failure to comply with the regulations, from page 7, may prohibit any vendor from future participation in other Indiana Shows. Show committee decision is final. **(FIRM)**

Mail to: IGS Vendor Registrations,
P.O. Box 822
Marion, IN 46952
eMail to: vendorchair@indianagourdsociety.org

Deadline: Postmark on or before Monday, March 19, 2012
PLEASE! Type or Print Legibly
This form available at: www.indianagourdsociety.org

Phone: (317) 783-1428

Print the form from our Web Site and complete (print or type only) and mail to the address above. (**Make copies for your records.)**

Give a detailed description/listing of what you are selling at the Indiana Gourd Show:_____

_____

_____

If these entry materials should be put in someone else's packet, enter their Packet Name otherwise start at "Name".		
Packet Name:		
Name:	Business Name:	Current IGS Member? YES NO
Address:		
City / State / Zip:		Best time to call? AM PM
Phone: ( )		
eMail Address:		

Describe any free demonstrations you are willing to do at demo area - specify date and time: _____

_____

_____

Describe any free demonstrations you will be doing at your booth: _____

_____

Vendors will receive **two (2) Name tags per booth space rented** (i.e. 2 spaces = 4 passes). Additional tags may be purchased for $6.00 each (list Names on separate paper). Legibly print or type Names for these tags. Tags serve as your weekend SHOW PASS when worn. To be picked up by noon Friday or door fee will be charged. Names required!

#	Inside Booth Spaces (10' X 10') @ $90/space ($70 if IGS Member).	$
#	Outside Booth Spaces (16' X 24') @ $90/space ($70 if IGS Member). **Get applications in early. First come, first served on space. Limited space available.**	$
#	Tables @ $15.00 each (8' long x 30" wide). None provided (you may bring your own). Tables must be skirted by the Vendor.	$
#	Chairs @ $2.00 each. None provided (you may bring your own).	$
#	Electricity @ $5/vendor. Demonstrators given electrical preference, no extension cord provided.	$
#	Additional Name Tags at $6.00 each (write Names on separate sheet of paper).	$
TOTAL FEE	**Make check payable to: Indiana Gourd Society, Inc. and mail with application.**	$

Exhibit Entry Form

Indiana Gourd Society, Inc., - State Show 2012 - Greenfield, IN

Mail to: IGS Registrations, P.O. Box 822, Marion, IN 46952
Deadline: Postmark on or before March 19, 2012

Print form out, then print legibly and mail to the address above.

Make a copy for your records. One (1) ENTRY FORM per person, please. (Make copies as needed. Remember: successful exhibit entry depends upon the legibility of the information you provide. Exhibitors must pay door entry fee unless volunteering in some capacity (see form, contact volunteer coordinator on prior page).

If necessary, type or print additional entries on a separate sheet and attach to your entry form.

If these entry materials should be put into someone else's packet; enter his Packet Name otherwise, start at "Name".

Name: (Entrant Name) _____

Address: _____

City/State/Zip: _____

Phone: _____

E-mail:

Entry Level Requirements:

• **(D)**	**DRIED**	Division 1 - Dried Gourds, Classes 1-20 (open to all age/experience levels)
• **(N)**	**NOVICE**	Entrant (See page #3 for definition and type)
• **(I)**	**INTERMEDIATE**	Self determined (See page #3 for definition and type)
• **(A)**	**ADVANCED**	Self determined (See page #3 for definition and type)
• **(M)**	**MASTERS**	Self determined (See page #3 for definition and type)
• **(C)**	**CHILDREN**	Children—Ages one (1) to five (5) years old
• **(P)**	**PRE-TEENS**	Pre-Teens—Ages six (6) through twelve (12) years old
• **(T)**	**TEENS**	Teens—Ages thirteen (13) through nineteen (19) years old
• **(SG)**	**Grade Schools**	Grade School Students
• **(SJ)**	**Jr. High Schools**	Junior High School Students
• **(SH)**	**High Schools**	High School Students

Exhibit Entry

- List the level (s)/class number (s) in which you will place an entry.
- **You may enter two (2) items per person per class**
- **If it is a measured placement area it is Pre-Registered Entry ONLY!**
- **If entering two (2) items, please indicate that with a (2) after your class number -example: M-34 (2)"**
- **Division 1 - Dried Gourds** - specify a **D** before the class number, **(i.e. D-17) .**
- **Divisions 2, 3, 4, 5, 6, and 7** - specify a **N**, **I**, **A, M** before the class number **(i.e. N-34).**
- **Division 8** - specify a **"SG", "SJ", "SH"** before the class number **(i.e. SJ-84)** for regular entries.
- **Division 9** - Specify a **"SG", "SJ", "SH"** before the class number **(i.e. SH-85)** for School entries.
- **Divisions 1 through 7** - are open to all ages.
- **Printed card from packet needs to be presented to get exhibits out of exhibit area**

NOTE: List all classes you might like to enter, even if you're unsure now. It is better to register now and not bring in walk-in entries than to walk in and not get entered due to paperwork, space, and time limits. Walk-in registrations will be delayed until paperwork is complete. (We have to print Name tags.) You may not have time to stage your exhibit before the deadline.

If extra space is required please TYPE or PRINT CLEARLY on a separate page and attach to this original page.

Special Staging: When "special staging" is required for your entry, write the needs below. **Be sure to include your** entry level, class number, item description, item size, space required and display needs (electrical outlet or hanger). We try to accommodate.

Workshop Registration Form

Indiana Gourd Society, Inc., - State Show 2012 - Greenfield, IN

Registration fees include all supplies—unless otherwise noted.

All workshops are held at the Hancock County Fairgrounds, Greenfield, IN (620 North Apple Street)

If these entry materials should be put into someone else's packet; enter his Packet Name otherwise, start at "Name".

Packet Name:		**Number of Workshops**	
Name:		**W/S Total Cost**	
Address:		**Total Enclosed**	
City/State/Zip:			
Phone:			
E-mail:			

Please Note: (See workshop section for Workshop Numbers and Pricing)

Workshop attendees must pay door entry fee unless volunteering in some capacity (see form, contact volunteer coordinator on prior page).

Registrants who provide e-mail or fax information will receive class confirmation using one of these methods.

All others will receive confirmation in the U.S. Mail.

Class size is limited and registration is on a first-come, first-serve basis. Classes run for different lengths and have different start times this year. Check the hours of the workshops in the color section of the book. Circle the class(es) you wish to take. The cost of the class is noted in workshop color section of book.

ROOM 1	ROOM 2	ROOM 3	ROOM 4	ROOM 5
FRIDAY Classes: April 13th				
FR 1-1	FR 2-1	FR 3-1	FR 4-1	FR 5-1
FR 1-2	FR 2-2	FR 3-2	FR 4-2	FR 5-2
FR 1-3	FR 2-3	FR 3-3	FR 4-3	FR 5-3
SATURDAY Classes: April 14th				
SA 1-1	SA 2-1	SA 3-1	SA 4-1	SA 5-1
SA 1-2	SA 2-2	SA 3-2	SA 4-2	SA 5-2
				SA 5-3
SUNDAY Classes: April 15th				
SU 1-1	SU 2-1	SU 3-1	SU 4-1	SU 5-1

Mail To: **IGS Workshops,** IGS Workshops, P.O. Box 822, Marion, IN 46952 **- ATTN: WORKSHOPS**

REFUND POLICY –
The Indiana Gourd Society, Inc., will work with individuals who cancel reservations **on or before Monday, March 19, 2012.**
REFUNDS: No refunds will be issued for cancellation requests made after this date.
IF YOU HAVE QUESTIONS: Please contact: Delaina DeHaven, Phone: **(765) 379-2149** or eMail: **worshop@indianagourdsociety.org**
COMMENTS AND QUESTIONS ARE ALWAYS WELCOME!

Gourd Fellowship Dinner

PONDEROSA

——-STEAKHOUSE——

1585 N. STATE ST., GREENFIELD
SR 9 at McClarnon Drive (317) 462-7055

Saturday, April 14th, 2012 - 6:30PM

Please Pay @ Ponderosa-No Reservation Req'd

All You Can Eat Buffet Dinner
Adults 55 and Up $13.26 tax & tip included
Adults 54 and Under $14.74 tax & tip included
Children 8 through 12 $6.14 tax & tip included
Children 4 through 7 $4.91 tax & tip included
Children 3 and Under FREE

DO NOT CALL THE FAIRGROUNDS FOR RV PARK RESERVATIONS!
MUST BE PREPAID. ELECTRIC CONNECTION AVAILABLE! NO SANITARY HOOKUPS AVAILABLE! NO WATER HOOKUPS AVAILABLE!

RESERVATIONS MAY ONLY BE MADE FOR THIS EVENT BY CONTACTING - EMILY WALLACE, PHONE NO. (765) 623-0621

QUOTES below were received by the Show Chair, Emily Wallace, for the 2012 IGS State Show time frame.	**Country Inn Suites 2070 N. State St. Greenfield, IN. 46140 317-467-0999 Rates: $79 + tax when you mention Indiana Gourd Society**
Budget Motel- 1310 W. Main St. Greenfield, IN. 46140 317-462-4493 Rates: $40 & up	**Comfort Inn- 258 E. Martindale Dr. Greenfield, IN. 46140 317-467-9999 Rates: $79.99 & up**
Quality Inn- 2270 N. State St. Greenfield, IN. 46140 317-462-7112 Rates: $52.50 + tax when you mention Indiana Gourd Society	**Round Barn Inn B&B 6794 N. 600 W. McCordsville, IN. 46055 317-335-7023 Rates: 10% off $100 & up when you mention Indiana Gourd Society**
Super 8 Motel 2100 N. State St. Greenfield, IN. 46140 317-462-8899 Rates:$54 for any room type when	**Hampton Inn 2271 William Way Greenfield, IN. 46140 317-467-0700 Rates: $99 + tax when you mention Indiana Gourd Society**

IGS MEMORIALS *(submitted by Pat Moore)*

Jim Story

Jim Story was a gourd legend in Pendleton, Indiana. He was an Indiana Gourd Society charter member, a gentlemanly gardener, an experimenter, a teacher, a manipulator and molder of gourds, and a floral gourd designer. He inspired many of us to try new and different techniques, many of which he pioneered. Jim encouraged growers to continually "raise the bar" by facing ever greater challenges. In honor of Jim Story and all he has been to the gourd world, AGS has implemented a Jim Story Award on a state and national level. The Indiana Gourd Society also has created a **Jim & Jane Story Creative Floral Design** competition category in Jim's honor.

Joe Lee

Joe "Gourd" Lee was a friend, lecturer, artist, teacher, student, and advisor who resided in Indianapolis, Indiana. Joe was always a positive influence in the IGS and at our shows. Joe gave freely of his time to demonstrate what he loved to do—wood burning. He was always happy to share his wood burning techniques on small jewelry gourds and most recently the Hawaiian quilt patterns on cannon ball gourds. The Indiana Gourd Society has created a **Joe Lee Memorial Class--Wood Burned Gourd in the Joe Lee Style** art competition category.

Debby Grunden

Debby Grunden was a friend, an artist and a teacher who lived in Indianapolis, Indiana. Debby was a happy and a positive influence at the IGS Shows. Debby taught, among other things, a Silk Dye technique on gourds and how to make gourd purses. She was noted for her purses and for her whimsical designs. IGS has created a **Debby Grunden Memorial Class--Purse** art competition category in Debby's honor.

INDIANA GOURD SOCIETY
P.O. BOX 822
MARION, IN 46952

MAIL TO:

Hancock County Fairgrounds - 620 North Apple Street
Greenfield, IN 46140
Maps available on the IGS Web Site and at commercial mapping sites on the Web.

Glossary of Terms - For Indiana Show purposes

Classrooms		One	Two	Three	Four	Five
Friday	9:00 AM	FR 1-1 R. Pressel 9AM-1PM Detail Design Mini Gourd Pot	FR 2-1 HUNDT-BROWN 9-10AM Select Right Gourd	FR 3-1 WESTHUES 9-11AM Musical Toy	FR 4-1 M.J. Sagen 9am-4pm Summer In Bloom	FR 5-1 SUSIE B. 9AM-1PM Infloresence N Tapestry Weaving
Friday	9:30 AM					
Friday	10:00 AM		FR 2-2 HUNDT-BROWN 11AM-1PM Gourd Toys			
Friday	10:30 AM					
Friday	11:00 AM					
Friday	11:30 AM					
Friday	12:00 PM			FR 3-2 WESTHUES 1-3PM Mobil		
Friday	12:30 PM					
Friday	1:00 PM					
Friday	1:30 PM					
Friday	2:00 PM	FR 1-2 HELTON 2-4PM Stmping With Powdered Pigments	FR 2-3 HUNDT-BROWN 2-6PM Maple Leaf Bowl			FR 5-2 DEHAVEN 2-5 PM Wisteria Birdhouse
Friday	2:30 PM					
Friday	3:00 PM					
Friday	3:30 PM					
Friday	4:00 PM			FR 3-3 EARLE 4-8PM Gourd Bowl		
Friday	4:30 PM					
Friday	5:00 PM	FR 1-3 BRADY 5-7PM Medallion For Brooch			FR 4-2 HELTON 5-8PM Powered Pigments & Metal Embossed Inlay	
Friday	5:30 PM					
Friday	6:00 PM					FR 5-3 SUSIE B. 6-8PM Dremel Carve
Friday	6:30 PM					
Friday	7:00 PM					
Friday	7:30 PM					
Friday	8:00 PM					
Saturday	9:00 AM	SA 1-1 MURRIN 9AM-12Noon Decoupage For Today	SA 2-1 EARLE 9-11AM Woodland Angel Ornament	SA 3-1 BILLINGSLEY 9AM- 1PM Funky Coiling	SA 4-1 HELTON 9AM-12Noon Coil Weaving	SA 5-1 DEHAVEN 9AM-12 Noon No Horsing Around
Saturday	9:30 AM					
Saturday	10:00 AM					
Saturday	10:30 AM					
Saturday	11:00 AM					
Saturday	11:30 AM					
Saturday	12:00 PM					
Saturday	12:30 PM					
Saturday	1:00 PM	SA 1-2 BRADY 1-5pm Tenerife Weaving				SA 5-2 DEHAVEN 1-4PM Knotless Net Prayer Necklace
Saturday	1:30 PM					
Saturday	2:00 PM		SA 2-2 HUNDT-BROWN 2-6PM Lights, Lamps, N Luminaries	SA 3-2 BILLINGSLEY 2-6PM Coiling On A Gourd	SA 4-2 EARLE 2-5PM Everythings Buggy	
Saturday	2:30 PM					
Saturday	3:00 PM					
Saturday	3:30 PM					
Saturday	4:00 PM					
Saturday	4:30 PM					
Saturday	5:00 PM					SA 5-3 DEHAVEN 5-6PM Andirondack Inks
Saturday	5:30 PM					
Saturday	6:00 PM					
Sunday	8:00 AM					
Sunday	8:30 AM					
Sunday	9:00 AM		SU 2-1 HUNDT-BROWN 9am - 1pm Wheat Bowl	SU 3-1 EARLE Yellow Billed Cuckoo Bird	SU 4-1 HELTON Twining With Space & Dyed Seagrass	
Sunday	9:30 AM					
Sunday	10:00 AM					
Sunday	10:30 AM					
Sunday	11:00 AM	SU 1-1 M.J. SAGEN Diamonds In The Sky				FR 5-1 DEHAVEN 9:00AM-1:00PM Jolly St. Nick
Sunday	11:30 AM					
Sunday	12:00 PM					
Sunday	12:30 PM					
Sunday	1:00 PM					
Sunday	1:30 PM					
Sunday	2:00 PM					
Sunday	2:30 PM					
Sunday	3:00 PM					

1. Judges must be impartial. If they recognize any exhibit or specific artist's techniques, when they are judging, they may step back and ask the head judge to assign another judge for that class only. Judges NEVER judge their own work. Experienced judges should know how to be impartial.

2. Judges MAY NOT move an exhibit to another class if the entrant entered the wrong class.

3. Judging in classes listed by size (as in smallest gourd) are done strictly by measurement.

4. In classes listing a single technique, only that technique is judged. However, other techniques present may detract from an award. Example: In wood burning on a whole or cut gourd, only the pyrography is judged. However, if the cutting or finish is poor, judges may subtract points for that.

5. In classes listing multiple techniques, the judges will judge all techniques observed. Example: In wood burning on a whole or cut gourd, with other techniques or embellishments, the wood burning is the primary criteria, but in place of a tie, the other techniques will be used to decide a winner. This may include adding or subtracting scoring points as judged.

6. Judging is based on the originality, design and execution of the work.

7. If the judges feel none of the exhibits in a class warrant it, they may choose NOT to award all ribbons.

8. General Horticulture judging guidelines (dried gourds): Judging is based on cleanliness (including stem), trueness to variety in shape, color, and size. When more than one gourd is presented (as three of the same), then color variation is also considered.

9. Botanicals and Floral Design judging guidelines: Creations made from gourds must predominate. If a gourd container is required, the quality of the container is considered. Fresh material, if used, must not be wilted. Painted dried material, if used, must show thorough coverage. Good floral design principles will be given preference.

10. General Arts & Crafts judging guidelines: Uniformity of line or stroke, color, width, depth, finish (if present), and trueness to pattern are expected. if a burn line should end on another burn line, a neat even junction should be evident.

11. Pencil lines should never show. Cutting must be uniform. The finished product should show care in the work.

12. When "additional embellishments" are allowed, they must compliment the work and not overpower it.