


19th Annual State Show

Indiana Gourd Society, Inc.

April 1st, 2nd, & 3rd, 2011



Celebrating Our 20th Anniversary

Message from the Show Chairs

Greetings from the 19th annual Indiana State Gourd show. I chose the show theme "Back Home With Gourds In Indiana." Carl Abner and I are life-long residents of Indiana, the Hoosier State. We are excited for the show to be in central Indiana for the first time ever, at the Hancock County 4-H fairgrounds in Greenfield, Indiana. This is the home of the Hoosier poet James Whitcomb Riley.

We have added a new Master Level for exhibitors in all classes except for the dried gourd classes. We have also changed the Children/Youth classes to Children (1-5 years old), Pre-Teens (6-12 years old), and Teens (13-19 years old) to better categorize skill levels.

We are allowing two entries per class this year for 2011 only as a trial to increase the number of entries and to allow artists to enter items in the same class that may be crafted differently from their first entry.

There are many ways you can craft a gourd with our show theme. Think of all things related to the state of Indiana. It would be interesting to see a poem or something in regards to James Whitcomb Riley on a gourd!

We are truly grateful and excited for the welcome from the city of Greenfield in Hancock County.

As always, we look forward to any help from any one who would like to be a volunteer with the show. Please sign up with the Volunteer Chairman, tell them where you feel you could help out and receive a free weekend pass.

We hope to see a lot of faces in central Indiana with interests in gourds. We challenge all to come and enter our show with a gourd. There is no cost to be an exhibitor. Also, we encourage the children to get involved with gourds. They are the future of tomorrow for the Indiana Gourd Society.

Since this is the 20th Anniversary of the Indiana Gourd Society, we look forward to hosting a great and exciting state show in 2011 with the theme "Back Home With Gourds In Indiana Join us at the Hancock County 4-H fairgrounds on April 1st, 2nd, and 3rd.

Have a GOURD Time!

Jim Ballard, Show Chairman

Carl Abner, Show Co-Chairman

Admission charge: \$6.00 per adult/weekend pass / age 15 & under, free

Hancock County Fairgrounds

620 N Apple St, Greenfield, IN 46140-1559

Workshops: Friday/Saturday 9:00am to 6:00 pm, Sunday 9:00 am to 1:00 pm

Doors Open to Public At Times Shown Below

Friday 8:30 AM to 6:00 PM

Saturday, 8:30 AM to 6:00 PM

Sunday 9:00AM to 4:00 PM

www.indianagourdsociety.org

Table of Contents – 19th Annual Indiana Gourd Show (2011)

<i>Table of Contents</i>		<i>Page Number</i>
<i>Section I</i>	<i>Information</i>	<i>1</i>
Table of Contents		1
Agenda		2
General Rules for Exhibiting and Awards		3 & 4
Glossary of Terms		5
Show Basics		6
<i>Section II</i>	<i>Vendor Regulations</i>	<i>7</i>
Vendor Regulations		7
<i>Section III</i>	<i>Divisions & Requirements</i>	<i>8</i>
Division 1	Dried Gourds	8
Division 2	Botanicals & Floral Design	9
	See Section IV below for Workshop pages 10-14	10-14
Advertising	Business Card Advertising	15
Division 3	Basic Technique Arts & Crafts	16
Division 4	Functional Arts & Crafts	17
Division 5	Arts and Crafts	18
Division 6	Show Theme	19
Division 7	Children, Pre-Teens, & Teens	19
Division 8	Schools Entries	19
<i>Section IV</i>	<i>Workshop (Color Section)</i>	<i>10</i>
2011 Show Workshops		10-14
<i>Section V</i>	<i>Registration and Forms Section</i>	<i>20</i>
Volunteer Registration Form		20
Fellowship Dinner Information		20
Exhibit Entry Form		21
Vendor Application Form		22
Workshop Registration Form		23
<i>Section VI</i>	<i>Lodging Information, Membership Form, Map, Photos</i>	<i>24</i>
Lodging Information and General Information		24
Maps of Hancock County Fairgrounds		24

Agenda – 19th Annual Indiana Gourd Show—2011

DOORS OPEN TO PUBLIC: **FRIDAY,** **April 1st** **8:30 AM to 6:00 PM**
DOORS OPEN TO PUBLIC: **SATURDAY,** **April 2nd** **8:30 AM to 6:00 PM**
DOORS OPEN TO PUBLIC: **SUNDAY,** **April 3rd** **9:00 AM to 4:00 PM**

WORKSHOPS: **Friday,** **April 1st** **9:00 AM to 6:00 PM**
- Pre-registration recommended **Saturday,** **April 2nd** **9:00 AM to 6:00 PM**
- See Section IV for times **Sunday,** **April 3rd** **9:00 AM to 1:00 PM**

THURSDAY **March 31st**
10:00 AM to 5:00 PM **Show Setup** **Volunteers needed. Vendor packets available, upon IGS setup completion, to those who help set up the show, otherwise Friday at 7:00 AM**

FRIDAY **April 1st**
7:00 AM **Fairgrounds Opens to Volunteers and Vendors—All packets available**
9:00 AM to 6:00 PM **Workshops - Ongoing**
7:00 AM to 8:30 PM **Vendor Booth Set-up/Sales—*allowing setup until noon Friday***
8:30 AM **Doors Open To Public**
Throughout the day **Free Demonstrations & Discussions**
12:00 Noon to 8:00 PM **Exhibitor Registration at Door and Entry Placement continues until 8:00 PM**
6:00 PM **Show Closes to General Public (Open to exhibitors & vendors only until 8:00 PM)**

8:00 PM **Fairgrounds Close (Open to exhibitors & vendors until 8:00 PM)**

SATURDAY **April 2nd**
6:00 AM **Vendor Packets Available (Vendors—see Map pg 24)**
6:30 AM to 8:00 AM **Exhibitor Registration (Exhibitors—see Map pg 24)**
9:00 AM to 6:00 PM **Workshops Ongoing**
7:30 AM **Judge/Clerk Meeting**
8:30 AM **Doors Open To Public**
8:15 AM until completed **Exhibits Judged (*Exhibit Area Closed—Authorized individuals only*)**
Throughout the day **Free Demonstrations & Discussions**
10:30 AM **Exhibit Area Opens to Public/Exhibitors (pending completion of judging)**
1:00 PM **Live Auction (Part 1)**
6:00 PM **Show Closes to Public**
6:30 PM **Gourd Fellowship Dinner @ Ponderosa (details on later pages)**

SUNDAY **April 3rd**
9:00 AM to 4:00 PM **Doors Open To Public**
Throughout the day **Free Demonstrations & Discussions**
9:00 AM to 1:00 PM **Workshops – Ongoing**
1:00 PM **Live Auction (Part 2)**
3:00 PM **Gourd Art Raffle Closes**
3:30 PM **Gourd Art Raffle Winners, People’s Choice Award, and Exhibit Awards Announced**
4:00 PM **Show Closes to Public**
4:00 PM to Completion **Show Tear Down — Volunteers Needed**

General Rules For Exhibiting

Entry Level Definitions

CHILDREN:**	Children—One to five years old
PRE-TEEN:	Pre-Teens—Ages six (6) through twelve (12) years old
TEEN:	Teens—ages thirteen (13) through nineteen (19) years old
NOVICE:	Entrant has not won a blue ribbon in this technique or class
INTERMEDIATE:	Self-determined
ADVANCED:	Entrant has won substantial ribbons at the Intermediate level with this technique, and is well-known for the technique
MASTER	Exhibitor has received several blue ribbons at advanced level or Best Of Show in technique. (MASTER level in all except dried classes.)
SCHOOLS	Schools (Elementary, Jr. High, High School) - Reserved for school classes to enter as a group.

** Other than where noted, Children, Pre-Teens, Teens may enter **any class in Divisions 1-6 in addition** to Division expressly for them (Division 7).

General Exhibitor Entry Guidelines — See specific rules for each division.

- Any individual may exhibit at the Indiana Gourd Show.
- One (1) entry form per person, **two entries per class for 2011 only**—in each class. (Make copies as needed for additional entrants.)
- **DO NOT MAIL EXHIBIT(S)!**
- Entries exhibited in previous Indiana Gourd Society, Inc. State Shows will not be allowed, unless indicated.
- Pumpkins, squash, etc. will not be considered an acceptable entry in any Show competition.
- Any class assigned a measured space **MUST** be pre-registered.
- Walk-in entries will be accepted, **provided staging space is available (badges required). Some exhibition classes are closed to walk-in entries, see schedule for the exhibit classes without walk-ins.**
- Exhibitors walking in may be delayed in placing their exhibits, because tags and badges must be printed. Do not expect to place your exhibit without the correct tags. This may cause sufficient delay to take you past the entry placement deadline. Walk-ins not accepted in ALL classes. All walk-ins dependent upon available space.
- **Badge must be worn to place exhibits and pick up exhibits. Exhibit Summary Card must be shown to pick up exhibits.**
- Items made in the current year's workshops may not be entered into the current year's competition!

Exhibitor Packet Pick-Up and Entry Placement Hours

- Hours for both of the above are as follows: **8:00 AM – 8:00 PM on Friday, April 1st and 6:30 AM– 8:00 AM on Saturday, April 2nd.**
- Terminology, as defined in the “Glossary of Terms” (page 5) will define the basis for judging.
- Be sure your artistic work **fits the class** you have entered. If you are unsure, please ask one of the Show Committee Members **before** placing your entry.

Exhibit Placement

- Entry tags will be provided in each exhibitor's packet. The tags must be displayed with each entry.
- Judging begins promptly at 8:15 AM Saturday and will end when judging is completed, approximately 10:30 AM. **(During this time, the exhibit area will be CLOSED to all except authorized individuals.)**
- Signed gourds may be displayed, but Names must be discretely covered (Artist's name may influence judging).
- The Show Committee reserves the right to subdivide and/or combine classes.
- The Show Committee reserves the right to relocate exhibits before judging begins.
- A Staging Committee member will assist placing entries requiring “special staging.” (See *entry form*)
- Exhibit placement begins at Friday at 8:00 AM until 8:00 PM and continues Saturday 6:30 AM to 8:00 AM.

Judging

- Judges and clerks will place blue ribbons on those entries and stickers for other awards on entry tag. All awards ribbons will be placed on Divisions 7 (Children, Pre-Teens, Teens, and Division 8 (Schools)) entries.
- Go to Information Table to receive all other ribbons awarded.
- Placements will be 1st through 5th place
- All judges' decisions are final.
- Terminology, as defined in the “Glossary of Terms” (page 5) will define the basis for judging.
- Be sure your artistic work **fits the class** you have entered. If you are unsure, please ask one of the Show Committee Members **before** placing your entry.
- Judging will be to AGS rules, option “C” for AGS classes 15 through 19. Judging will be to IGS rules for all other entries.

General Rules For Exhibiting - Continued

Post-Judging

- Exhibitor's Name shown on entry tag. (Small business cards may be neatly displayed beside entries. Cards may not be placed until **after** judging.)
- **Exhibits, ribbons and tags must remain in place through 4:00 P.M. Sunday, April 3rd.**
- Exhibitors who remove exhibits early may not be allowed to exhibit in future IGS shows.
- All **unclaimed exhibits** become the property of the Indiana Gourd Society, Inc. at Show's close.

Show Security And Disclaimer

- The Indiana Gourd Society, Inc. and the Hancock County Fairgrounds will provide reasonable security for all participants during the Show.
- The Indiana Gourd Society, Inc. and the Hancock County Fairgrounds will not assume responsibility for damage, theft or injury during the Show.

Show Contacts

<u>Show Chair:</u>	<u>Phone:</u>	<u>Cell Phone:</u>	<u>eMail Address</u>
Jim Ballard	(317) 468-5717		showchair@indianagourdsociety.org
<u>Co- Chair:</u>			
Carl Abner	(317) 326-2073		cochair@indianagourdsociety.org
<u>Vendor Chair:</u>			
Emily Wallace	(765)-623-0621		vendorchair@indianagourdsociety.org
<u>Volunteer Chair:</u>			
Karen Niemeyer	(765) 436-7518	(765) 894-1478	volunteer@indianagourdsociety.org
<u>Workshop Chair:</u>			
Ida Kennedy	(219) 767-2901		workshop@indianagourdsociety.org
Joyce Orr	(317) 750-7038		workshop@indianagourdsociety.org
<u>Auction Chair</u>			
Rich & Brenda Rodriguez	(574) 654-8141		auctionchair@indianagourdsociety.org
<u>Entertainment Chair</u>			
Phyllis Kingen	(317) 326-7312		auctionchair@indianagourdsociety.org
<u>Raffle Chair</u>			
Bill Frehofer	(317) 295-1145	(317) 414-8669	rafflechair@indianagourdsociety.org
<u>Kid's Patch</u>			
Phyllis Kingen	(317) 326-7312		rafflechair@indianagourdsociety.org
Linda Harlow	(317) 335-2637		rafflechair@indianagourdsociety.org
<u>Publicity Chair</u>			
Dean Ice	(317) 335-7023		publicitychair@indianagourdsociety.org

Awards

- **Awards** will be given to the top five (5) entries in each Class.
- The **Judging Teams** will place blue ribbons on the exhibit in all classes. In Children/Pre-Teens/Teens/Schools classes, all ribbons will be placed by the judging teams. In all other classes, the judging teams will write award position on the exhibit card for awards given. The exhibitors wishing a ribbon may take the card to the awards table and pick up ribbons to be placed on the exhibit.
- **Division Rosettes** will be selected from and awarded to the best Class winners in each Division.
- **Chairpersons' Award Rosette** will be selected by the Show Chair and Committee for the entry which they feel contributes the most to the Show.
- **Jim Story Manipulated Gourd Awards** are prizes awarded to the winners of classes, reference page #8. Each Class awarded \$25.00 for 1st place.
- **Chairperson's Award** will be presented Sunday, April 3rd, at 3:30 P.M..
- **One People's Choice Award** selected **from among Div 2, 3, 4, 5, & 6** will be presented Sunday, April 3rd, at 3:30 PM.

Glossary of Terms —

(For Indiana Show Purposes)

Dried Gourds

Clean Stem	washed stem with skin and dirt removed from the crevices - end trimmed
Assortment of Gourds	gourds of various sizes, shapes and varieties
Dried Gourd	water has entirely evaporated leaving a lightweight shell
Freak Growth	unique twist of a gourd that occurs naturally
Hand Trained	manipulation of growth to achieve a specific shape
Identical Gourds	same size, shape, color/hue and variety

Floral Design

Base	platform or low stand that is not permanently attached
Floral Design	piece that follows design standards of the National Garden Clubs
Handcrafted Flowers	flowers constructed with dried natural material

Crafting Techniques

Beading	beads and beading techniques used in decorating (plastic, glass, or natural beads allowed)
Burnt Gourd	burned with flame
Carving / Gouging	removing outer shell of gourd, not going completely through gourd
Coloring	using any natural/ manufactured agent changing the natural color
Coloring Agent	substance used to change the natural color of the gourd
Cut Gourd	penetrates the entire wall of the gourd (excludes all holes in birdhouses)
Decoupage	material glued onto gourd and covered with a preservative
Embroidery Beading	beading stitch work incorporating small holes drilled in gourd shell
Filigree	Delicate ornamental cut work
Huichol Beading	beads embedded in wax
Multiple	more than one crafting technique on a single gourd.
Pyrocutting	cut going completely through gourd by burning
Pyrography	burn on surface to form a design not going through gourd
Tenerife	laces made in the Teneriffe style consist of many smaller thread medallions formed from a wheel or small round pillow. The medallion base is a wheel of small spokes.
Weaving	interlacing various materials attached to the gourd

Containers And Dippers

Basket	container with a handle
Bowl	lidded or uncovered container without a handle
Container	open vessel meant to hold items
Dipper/Ladle	handled serving piece with natural handle and ball end
Pitcher	container with or without handle (s) and pouring spout
Planter	container with a sealer applied to the inside

Other Terms

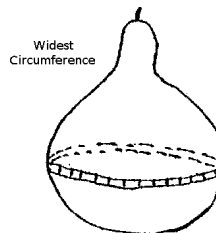
Abstract Sculpture	piece with design elements of line, color and/or movement
Clear Finish	finish that does not change the natural color
Human Figure	in a human manner. Must have a head, torso, two arms, and two legs
Natural Finish	no finish applied
Nearly Whole Gourd	Part of the outer membrane has been removed, but no holes through the shell
Three Dimensional	technique incorporating depth, height and width
Two Dimensional	technique incorporating height and width
Whole Gourd	The shell must be intact and uncut, no penetration of the gourd

Show Basics

How To Measure Gourd(s) For Competition

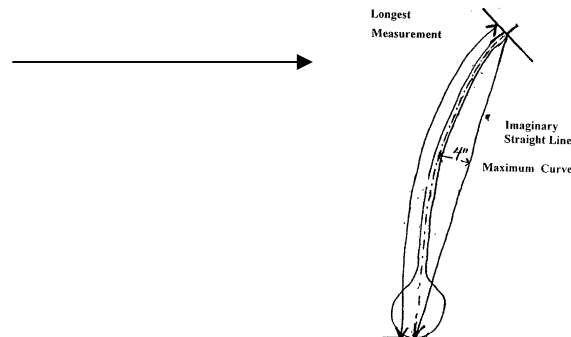
1. Circumference

Measured at the gourd's
widest point, when standing
in an upright position



2. Longest (with less than 4" of curve

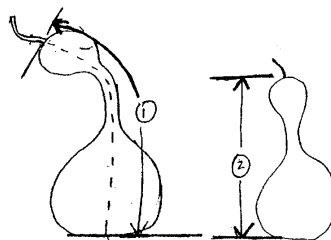
The imaginary straight line runs from the blossom end to the stem protrusion of the gourd, stem not included. The deepest point of the curve (when measured from gourd center to the imaginary straight line), may not exceed four (4) inches.



3. Height (measured two ways)

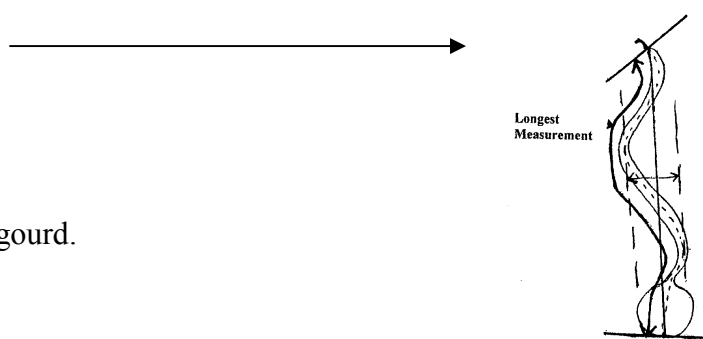
The longest measurement applies.

- 1.) Measure from the blossom end to the stem protrusion **with** the gourd's curvature.
- 2.) Measure at highest point when the gourd sits upright, stem not included



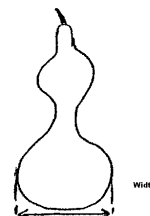
4. Longest Measurement

Must have no more than a four (4) inch total curvature. To test this, measure gourd's length from the stem center to the blossom center at the opposite end of the gourd.



5. Width

Measured at widest point when gourd sits upright.



Information and drawings by Ron Bair,
Indiana Gourd Society, Inc. Member

Section II - Vendor Regulations

Vendor Regulations

Contact: Emily Wallace Phone: (765)-623-0621
E-mail: vendorchair@indianagourdsociety.org

Selection:

Limited Inside Space Available

Set –Up: Thursday, March 31st — after IGS setup is complete and until 5:00 PM.
Friday, April 1st - 7:00 AM to 8:30 AM - allowing setup until noon, Friday.
Vendor packets available Thursday to vendors who help the show committee set up Thursday, otherwise Friday at 7:30 AM

ID: Up to two (2) preprinted Name badges per booth space rented. Tags must be picked up by Noon Friday. These badges **must be worn** during weekend show hours as your Show Pass into the Hancock County Fairgrounds. Additional badges may be purchased for \$6.00 each if the person is not an exhibitor, show volunteer, or otherwise working for IGS at the show.

Show Vendor Policy

The Indiana Gourd Society, Inc. will not create a policy that will eliminate any vendor from demonstrating or selling any Brand Name merchandise or determine any price structure for merchandise sold, thereby eliminating competition between vendors. This has been the position of the Indiana Gourd Society, Inc. in the past and should continue to be in the future.

... IGS Board of Directors

Location and Booth Space:

- **Outside Space**, approximately 16' wide x 24' long.
- **Inside Space**, approx. 10' wide x 10' long
- **Booth locations** assigned by the committee according to show layout. **Specific requests will be considered, but cannot be guaranteed.**
- **First time vendor** may purchase one (1) space to be juried during the show. Vendor failing to meet show standards may not be allowed into future shows.
- **Demonstrations** in the booth are limited to the confines of the booth. Demonstrations must be completed during show hours and must not produce a "make it-take it" item or charge a fee.
- **Manning booth** is the responsibility of the person applying for the booth space. Vendor is responsible for staffing booth during show hours. As a courtesy to neighboring vendors, no booth is to be left unattended during show hours.
- **Tables inside must be skirted** to the floor on all audience sides by the vendor.

Permits, Merchandise and Sales:

Each vendor is responsible for all Federal/Indiana taxes (forms Dept. of Revenue, Indianapolis)

- **Merchandise** must be **at least seventy-five (75%) percent** gourd and/or gourd related.
- **NO SALE of plastic items or artificial flowers is permitted.**
- **Committee reserves the right** to reject and/or restrict vendor due to space constraints, condition and/or quality of sale merchandise, sale of inappropriate items for this show or sub-standard booth appearance.
- **All imported sale gourds** must be clearly marked, "Imported from _____" (specify country).
- **Sales** begin after your booth is set-up and continues through weekend show hours.

Tear Down: Vendors may **teardown after 4:00 P.M. Sunday, April 3rd.** Merchandise sell-out does **NOT** constitute a reason to dismantle your booth or remove merchandise prior to the designated tear down time.

Security: Reasonable security will be provided for all show participants by the Indiana Gourd Society, Inc. and the Hancock County Fairgrounds. See security disclaimer on page 5.

Refunds: No refunds issued on cancellations received **after Friday, March 11th, 2011. (FIRM)**

Section III

Divisions & Requirements

Division 1 - Dried Gourds

In this division, Children/Pre-Teens/Teens, Novice, Intermediate and Advanced compete on an equal basis. For Classes 1—21, use letter (D) only before class numbers 1—21 on Exhibit Entry Form

Division 1 General Requirements:

- Contact Staging if you would like to exhibit an educational display
- Gourds to be grown by exhibitor
- Pay particular attention to the use of the words either, or, and
- Gourd circumference will not be considered, unless stated

Exhibited gourds must:

- 1) be dried and cleaned with skin removed,
 - 2) have the stem clean and attached, not necessary on cucurbita
 - 3) gourd type (i.e. Cannonball, Luffa) must be neatly printed on 3" X 5" card by exhibitor.
 - 4) have no finish, unless stated
-

Hardshell (*Lagenaria*)

- Class 1** Three (3) large gourds of different varieties, eighteen (18) inches or more in either height or width.
- Class 2** Three (3) medium gourds of different varieties, more than ten (10) inches in height and 10 inches in width, but less than eighteen (18) inches in height and width.
- Class 3** Three (3) gourds, of different varieties, less than ten (10) inches in height and (10) inches in width.
- Class 4** Three (3) different varieties, chosen to demonstrate different shapes and sizes.
- Class 5** Three (3) identical, each the same variety, shape, size, and hue/color.
- Class 6** Smallest mature gourd, measured in height, width, and circumference combined.
- Class 7** Largest mature gourd, measured by circumference.
- Class 8** Longest dipper, with less than four (4) inches of curve in the handle.
-

Ornamental (*Cucurbita*)

- Class 9** Five (5) identical gourds, each the same variety, shape, size & hue/color.
- Class 10** Five (5) different gourd varieties chosen to demonstrate different shapes and sizes.
- Class 11** Smallest measured in height, width, and circumference combined (including ball luffas).
- Class 12** Three (3) identical, cleaned, cylindrical luffa gourds.
- Class 13** Three (3) identical, cleaned, ball luffas.
- Class 14** Longest luffa
-

Jim Story Manipulated Gourd (all must be green-cleaned with cleaned stem - see AGS rules at <http://www.americangourdsociety.org/>)

NOTE: After Class judging all entries in this group will be judged together for competition at AGS level. Exhibitors are responsible for all of the AGS documentation requirements.

- Class 15** Corkscrew
- Class 16** Knotted
- Class 17** Two Knotted together
- Class 18** Grown in a mold
- Class 19** Any other manipulated type
-

\$25 for 1st Place in each, Class 15 through 19, reference page #5

Miscellaneous Dried Gourds

- Class 20** One freak
- Class 21** **Un-decorated** (rim scalloping allowed) gourd bowl containing a single or several different varieties of whole undecorated gourds. A clear finish may be used.

Division 2 - Botanicals & Floral Design

This Division is open to — Novice, Intermediate, Advanced, and Master

Classes 22 to 26 General Requirements:

- Gourd does not have to be grown by exhibitor
- All plant material must be live, unless stated
- Plant material of all types may be used: bulbs, herbs, perennials, annuals, trees, vines, etc.
- Plant material must be planted directly into the gourd container -- no liners or pots of any kind are to be used inside the gourd
- A sealer may be used on the inside of the gourd, but is not necessary
- All planters are to be gourds, unless stated
- Construction may be from more than one gourd
- Gourd pieces may be added
- If decorated, any technique (s) may be used
- A wooden base on a gourd container is allowed; however, gourd base preferred

Class 22 Tabletop Gourd Planter Containing Plant(s) Of Your Choice

Class 23 Trellis Photo Exhibit

One or more photos, permanently mounted on a single sixteen by twenty (16" x 20") inch board no thicker than one (1) inch. Information about your photo must be mounted to your sixteen by twenty (16" x 20") board. No glass allowed. Optional: matting. Exhibitor must supply tabletop easel/display.

Class 24 Three (3) handcrafted flowers in a gourd vase made from ornamentals, hard-shell gourds, luffas or gourd pieces. Any technique or combination thereof, may be applied for both flowers and vase. Floral tape may be used to cover flower "stems."

Class 25 A table centerpiece using gourds and fresh or dried natural plant materials. Additional items allowed may include a small number of decorative pieces, such as fabric flags, ceramic/wooden statues, shells, pine cones, unlighted candles, etc. Plastic items, silk flowers, ribbons, and holiday themes not allowed. Gourds must predominate.

Class 26 One (1) hanging wreath/swag of any natural material but not limited to vines, straw, grass, twigs, pine needles, etc., with natural decorative materials which are 75% gourd or gourd pieces, including luffa. The wreath or swag is not to exceed 24 inches in any dimension. Manufactured materials, including ribbon, not allowed. Exhibitor supplies hanging device. This class MUST be pre-registered.

Classes 27 to 32 Requirements:

- Designs to be exhibitor's own work never before entered in the Indiana Gourd Show.
- Use of a base is allowed in all classes.
- Containers may be crafted or purchased by exhibitor (except as noted).
- Designs to contain gourd(s) as a container or as design material. (*Use of both preferable, except as noted*).
- Maximum design size: Forty-eight (48") inches high by twenty-eight (28") inches wide except as noted.
- Any plant material, including handcrafted gourd flowers, may be used.
- No plastic, silk, or other manufactured floral materials may be used, except where noted.
- The exhibitor will place their own design in assigned space. The show committee may move designs to consolidate classes and to improve the look of the show.
- Entrant will supply backdrops.
- These classes are Pre-Register ONLY!

Class 27 Design using all fresh plant material in any finished gourd container.

Class 28 Design using all green, fresh plant material in any finished gourd container.

Class 29 Design using dried, treated or painted plant material in any finished gourd container. Exhibitor supplies hanging device.

Class 30 A hanging design, using one or more gourd varieties, may have other fresh/dried/painted treated plant material.

Class 31 Jim & Jane Story Creative Floral Design, A floral design with a gourd container using any technique using all natural materials. A 28 inch wide space with exhibitor supplying freestanding background with wings up to 10 inches wide.

Class 32 Floral Gourd Container, A creative floral design with a gourd container, using any technique (no plastic except flower stems), using silk flowers only. A 28 inch wide space with exhibitor supplying freestanding background with wings up to 10 inches wide.

Class 33 Floral Gourd Container Only, A creative gourd floral container only, using any technique with or without water proofing

DIVISIONS continued on Page #16

Section IV - Workshops

Indiana Gourd Society, Inc., 2011 Show Workshops

Registration fees include all supplies unless otherwise noted.

All workshops are at the Hancock County Fairgrounds

Color photographs of workshops are located on the IGS Web Site www.indianagourdsociety.org

Workshops Listed By Day - In Numerical Order



FR01 Friday, April 01 9:00 AM –1:00 pm Delaina DeHaven Cost \$45	A Survivor Lives Here Number of Students: Min 4 Max 15 Level: All Supplies needed: All furnished Create an ovarian cancer or breast cancer survivor birdhouse gourd. Will master shading and highlighting techniques.
---	---



FR02 Friday, April 01 9:00 AM –11:00 AM Mary Gale Van Ingen Cost \$25	Hair Brained Idea Number of Students: Min 1 Max 15 Level: All <u>Supplies needed:</u> Black sharpie marker, and sharp scissors Create a tiny gourd sculpture as a thoughtful gift.
--	---



FR03 Friday, April 01 9:00 AM—12:00 Noon Joe Lee Cost \$23	How To Divide A Gourd Into Equal Parts Number of Students: Min 1 Max 10 Level: All <u>Supplies needed:</u> All furnished The class will learn how to divide a cannon ball gourd into equal parts by using simple improvised tools. Special math skills or measuring tools are not required or used in this class. Skills learned here are useful in working with round and/or ball-shaped gourds.
---	--



FR04 Friday, April 01 9:00 AM-12:00 Noon Karen Hundt Brown Cost \$40	Feathers, Fur, and Fun Number of Students: Min 3 Max 15 Level: All <u>Supplies needed:</u> Temperature adjustable woodburner and your pens/tips. I use ball end shaders and a skew or fine bladed pen/tip with a rounded heel (smaller is better on these). If you have an interest in pyrography or just want to see more in your own work, this class will do it for you. You'll learn more life-like rendering with this simple tool that has been used for centuries. Students will have their choice of a dozen different patterns to work on in class .
---	--



FR05 Friday, April 01 9:00 AM-1:00 PM Bonnie Adams Cost \$60	Woven Gourd Wrist Basket Number of Students: Min 4 Max 12 Level: All <u>Supplies needed:</u> Power saw if you have one, any crafting woodburner. Your favorite burning tips or pens, N95 or better mask. Make a small woven wrist basket with a decorated rim. Choose from different patterns or make your own rim design & use a tea dye to color your basket. Learn techniques to layout a basket for weaving in variety of styles. You should complete basket in class except the finish.
---	---



FR06 Friday, April 01 9:00 AM-12:00 Noon Joanne Loibl Cost: \$50	Halloween Buddies Number of Students: Min 4 Max 15 Level: All <u>Supplies needed:</u> good brushes including #1 small liner, #6 large flat. Students will learn basic painting techniques including sponging and shading.
---	--

Indiana Gourd Society, Inc. 2011 Show Workshops

Registration fees include all supplies unless otherwise noted.

All workshops are at the Hancock County Fairgrounds

Color photographs of workshops are located on the IGS Web Site www.indianagourdsociety.org

Workshops Listed By Day - In Numerical Order



<p>FR07 Friday, April 01 2:00 PM-5:00PM Bonnie Cox Cost \$45</p>	<p>Feather Designs Number of Students: Min 1 Max 15 Level: All <u>Supplies needed:</u> For woodburning bring a variable temperature control unit with skew tip if available.</p> <p>Learn to draw or woodburn feathers on gourds and gourd shards. Useful for Indian theme, hunters, and jewelry. 2 woodburners will be available for student use.</p>
---	--



<p>FR08 Friday, April 01 2:00 PM-5:00 PM Frank & Joyce Brady Cost \$50</p>	<p>Tenerife Weaving Number of Students: Min 1 Max 6 Level: All <u>Supplies needed:</u> All furnished.</p> <p>Frank will teach you how to measure and cut the center hole and how to drill the holes to prepare the gourd for weaving. Joyce will teach you how to make and design the web.</p>
---	--



<p>FR09 Friday, April 01 2:00 PM-6:00 PM Diane Nicholson Cost \$60</p>	<p>Constructing An Ocean Drum Number of Students: Min 5 Max 12 Level: All <u>Supplies needed:</u> All furnished.</p> <p>Learn to construct an ocean drum using a bowl-shaped portion of a gourd and a goat skin. Decorating will be taught in another class.</p>
---	--



<p>FR10 Friday, April 01 2:00 PM—5:00 PM Karen Hundt Brown Cost \$25</p>	<p>Hand Carved Gourd Flowers Number of Students: Min 3 Max 10 Level: All <u>Supplies needed:</u> All furnished.</p> <p>Do you have a few gourd scraps lying around? I have a really simple, easy way to get rid of them and turn them into flowers! You can add arrangements or sell one at a time. Students will be using U gouges, and straight bladed knives to carve with during class. Each student will get to carve 2 different flowers in class.</p>
---	--



<p>FR11 Friday, April 01 2:00 PM-6:00 PM Susan Nonn Cost \$50</p>	<p>Weaving On A Gourd Number of Students: Min 6 Max 15 Level: All <u>Supplies needed:</u> Bucket for soaking weaving material. Basket scissors or pruning shears. Spray bottle for water.</p> <p>Students will learn to basket weave using the twining method on cut areas of the gourd as the “spokes” for the basket. Gourd will be clean, “spokes” cut, dyed and sealed. A variety of weaving material will be included.</p>
--	---



<p>FR12 Friday, April 01 2:00 PM-5:00 PM Marla Helton Cost \$55</p>	<p>Gourd With Handmade Paper Number of Students: Min 6 Max 14 Level: All <u>Supplies needed:</u> Sharp clippers</p> <p>Beginning with a dyed gourd, students will learn to apply torn hand-made paper to create a beautiful finished piece. A wide variety of papers will be available from which to choose. After covering the gourd, students will embellish with mizuhiki and beads and top the piece with a couple of rows of Danish cord.</p>
--	--

Indiana Gourd Society, Inc., 2011 Show Workshops

Registration fees include all supplies unless otherwise noted.

All workshops are at the Hancock County Fairgrounds

Color photographs of workshops are located on the IGS Web Site www.indianagourdsociety.org

Workshops Listed By Day - In Numerical Order



SA13
Saturday, April 02
9:00 AM-12:00 Noon
Delaina DeHaven
Cost \$40

At The End Of The Lane

Number of Students: Min 4 Max 15

Level: All

Supplies needed: All furnished.

Using acrylic paints, learn how to create a beautiful painting on a gourd. Will work on shading and highlighting.



SA14
Saturday, April 02
9:00 AM-1:00 PM
Joe Lee
Cost \$55

Hawaiian Quilt Pattern On A Gourd

Number of Students: Min 1 Max 10

Level: All

Supplies needed: A woodburning unit with pens similar to DM 5A and/or 10A
 Students will burn Hawaiian quilt pattern on a pre-marked cannon ball gourd—5 different patterns provided. Techniques in fine line drawing (with a hot pen) & shading as the class progresses. Complete project at home due to time restrictions. Techniques useful in crafting other types of gourd projects. Receive materials to take home, useful in crafting activities.



SA15
Saturday, April 02
9:00 AM-1:00 PM
Susan Nonn
Cost \$65

Is It A Basket Or A Gourd?

Number of Students: Min 6 Max 15

Level: All

Supplies needed: Bucket for soaking weaving material. Basket scissors or pruning shears. Spray bottle for water.

Using a gourd as a form, participants will learn different ways to weave around the gourd surface. Techniques will include twining, three-rod wale, and "hairy weaving". The gourd basket will be embellished with beads and natural materials.



SA16
Saturday, April 02
9:00 AM-11:00 AM
Karen Hundt Brown
Cost \$25

Bang Your Drum

Number of Students: Min 3 Max 15

Level: All

Supplies needed: All furnished

Just like the big drums only small enough to wear and easier to make. Students will select a kit for the class that will have a small gourd that's cut and cleaned out ready to turn into a mini drum. Along with rawhide and lacing to attach the drum's head to the gourd. Each person will get his choice of colors and decoration for a necklace.



SA17
Saturday, April 02
9:00 AM-1:00 PM
Susie Billingsley
Cost \$65

Decoupage Purse

Number of Students: Min 6 Max 14

Level: All

Supplies needed: Scissors, old hand towel

Student will begin with a dyed canteen gourd. Learn methods of hinges, latches, strap along with decoupage with fancy handmade paper. Assortment of paper available. Fun and informative.



SA18
Saturday, April 02
9:00 PM-12:00 Noon
Marla Helton
Cost \$60

Beaded Elegance

Number of Students: Min 6 Max 14

Level: All

Supplies needed: Cordless drill with 1/16" bit and a pair of sharp clippers.

This new piece has been a big hit! Starting with a dyed gourd, learn to attach beads to the gourd. Reed spokes will fit into the beads and then form an arch to create double spokes. The piece will be woven with reed and seagrass. A rolled rim completes this stunning piece.

Indiana Gourd Society, Inc., 2011 Show Workshops

Registration fees include all supplies unless otherwise noted.

All workshops are at the Hancock County Fairgrounds

Color photographs of workshops are located on the IGS Web Site www.indianagourdsociety.org

Workshops Listed By Day - In Numerical Order



<p>SA19 Saturday, April 02 2:00 PM-5:00 PM Delaina DeHaven Cost \$55</p>	<p>Adirondack Ink Container Number of Students: Min 4 Max 20 Level: All <u>Supplies needed:</u> All furnished</p> <p>Using Adirondack inks we will create a beautiful container. You will coil seagrass and other type material to finish the gourd.</p>
---	--



<p>SA20 Saturday, April 02 2:00 PM-5:00 PM Joanne Loibl Cost : \$45</p>	<p>Gecko Number of Students: Min 1 Max 15 Level: All <u>Supplies needed:</u> #1 liner (very thin) brush and a #6 angle or flat brush.</p> <p>Everyone can be successful with this cute dot painted gecko. An easy fun project for all.</p>
--	--



<p>SA21 Saturday, April 02 2:00 PM-5:30 PM Alice Pawlowski Cost \$40</p>	<p>Carving Made Easy Number of Students: Min 4 Max 12 Level: All <u>Supplies needed:</u> Rotary tool, ball bit and inverted cone. Structured tooth ball bit (opt). Good dust mask. Woodburner (opt).</p> <p>Learn basic carving techniques to achieve different backgrounds.</p>
---	--



<p>SA22 Saturday, April 02 2:00 PM-6:00 PM Mary Gayle Van Ingen Cost \$60</p>	<p>Inverted Coiling / Freehand Embossing Number of Students: Min 1 Max 10 Level: All <u>Supplies needed:</u> Scissors, heat gun if available.</p> <p>Learn to emboss on a gourd, then learn to apply a leather rim by coiling from the top down.</p>
--	--



<p>SA23 Saturday, April 02 2:00 PM-6:00 PM Susie Billingsley Cost: \$45</p>	<p>Coiling With Palm Inflorescence Number of Students: Min 5 Max 14 Level: All <u>Supplies needed:</u> Sharp shears.</p> <p>Learn coiling with a wild funky material! Gourd will be pre-painted. Fun and easy with no two alike. This method works very well for beautiful natural rims also.</p>
--	---



<p>SA24 Saturday, April 02 2:00 PM - 5:00 PM Marla Helton Cost \$55</p>	<p>Wild Woman Wall Hanging Number of Students: Min 6 Max 16 Level: All <u>Supplies needed:</u> Cordless drill with 1/16" drill bit if available and a pair of sharp scissors. You are welcome to bring beads or fibers.</p> <p>Talk about fun! This wall hanging begins with dyed gourd shards. Students create body parts and features using a wide variety of fibers, beads, wires and embellishments. A wire goes on the back for the wall hanging. A great conversation piece & brings a smile to everyone she meets.</p>
--	---

Indiana Gourd Society, Inc., 2011 Show Workshops

Registration fees include all supplies unless otherwise noted.

All workshops are at the Hancock County Fairgrounds

Color photographs of workshops are located on the IGS Web Site www.indianagourdsociety.org

Workshops Listed By Day - In Numerical Order



<p>SU25 Sunday, April 03 9:00 AM-12:00 Noon Delaina DeHaven Cost \$45</p>	<p>Cardinal Birdhouse Number of Students: Min 4 Max 15 Level: All <u>Supplies needed:</u> All furnished</p> <p>Using acrylic paints and plastic to create this birdhouse with focus on shading and highlighting.</p>
--	--



<p>SU26 Sunday, April 03 9:00 AM—1:00 PM Diane Nicholson Cost \$40</p>	<p>Decorating An Ocean Drum Or Bowl Shaped Gourd Number of Students: Min 5 Max 12 Level: All <u>Supplies needed:</u> All furnished.</p> <p>Students will use acrylic paint to decorate the ocean drum from prior class or can paint the outside of a bowl-shaped gourd. Participants may bring their own pattern.</p>
---	---



<p>SU27 Sunday, April 03 9:00 AM—12:30 PM Alice Pawlowski Cost \$35</p>	<p>Basic Black Inspired Number of Students: Min 4 Max 15 Level: All <u>Supplies needed:</u> Brushes-liner, flat-rotary tool (opt). Will have some rotary tools available to use.</p> <p>Design a gourd using multiple simple patterns and black paint to create a striking gourd.</p>
--	---



<p>SU28 Sunday, April 03 9:00 AM—12:00 Noon Karen Hundt Brown Cost \$40</p>	<p>Polymer Clay Leaves Number of Students: Min 3 Max 12 Level: All <u>Supplies needed:</u> All furnished.</p> <p>Students will learn how to blend polymer clays to make a skinner blend and build that into a decorative leaf cane during this class. Using a pasta machine to condition the clay and blend it. Polymer clay canes can be sliced and applied to gourds in a number of ways. Come learn how to make a cane to decorate your gourds. If time permits we will also make a jelly roll cane.</p>
--	---



<p>SU29 Sunday, April 03 9:00 AM—1:00 PM Susie Billingsley Cost \$55</p>	<p>Hills And Valleys With Naturals Number of Students: Min 6 Max 14 Level: All <u>Supplies needed:</u> Sharp scissors</p> <p>Student will learn to insert spokes and weave with lots of naturals, reed, cane, yarn, seagrass, coir, cedar, palm inflorescence. A three part border completes. No two alike.</p>
---	---



<p>SU30 Sunday, April 03 9:00 AM—12:00 Noon Marla Helton Cost \$55</p>	<p>Gourd With Tapestry Weave Number of Students: Min 6 Max 14 Level: All <u>Supplies needed:</u> Sharp clippers</p> <p>Beginning with a dyed gourd, students learn to insert spokes and twine around the rim of the gourd. Selecting from a wide variety of fibers, textures, and colors. Students will then learn to create a beautiful tapestry weave. A rolled rim will complete this striking piece.</p>
---	--

Indiana Gourd Society, 2011 State Show

Support our advertisers

They support our JGS State Show

PDMConsulting
Philip Moorhead
Certified Internet Webmaster
Microsoft Certified Professional



765-674-8088
Systems design
Web design & consulting
moorheap@yahoo.com



Jesse Glessner
1400 W. McDonald St.
Hartford City, IN 47348

JAYGEE SOLUTIONS
Graphical Images
Phone: 765.348.0344
eMail: jessgless@comcast.net

Lady of the Forest
Gourd Art



Sherry Benedict
6875 St. Rd. 17
Plymouth, IN 46563
574-936-4805
stbenedict@embarqmail.com

J&J
Concessions, Catering
and BBQ Service



Food Service In The 4-H Building Kitchen

P.O. Box 127
Morristown, IN 46161
(765) 763-6734
Email: bossmanbbq@verizon.net

Jim & Jana Quick
Owners

WELCOME TO GREENFIELD!! INDIANA GOURD SOCIETY 19TH ANNUAL STATE SHOW - APRIL 2011

The Greenfield Tourism Department has planned many special events to make your visit to our community even more enjoyable.

GREENFIELD'S SPRING FESTIVAL PARTNERS

Creative Arts & Event Center
Hancock County Harvest Council / Farmers Market
Hancock County Master Gardeners Assn.
Ricks Centre for the Arts
Riley Home & Museum
Indiana Gourd Society State Show

Division 3 - Basic Technique Arts And Crafts

This Division is open to Novice, Intermediate, Advanced, and Master.

The purpose of this division is to create well-crafted, artistic gourd art. Balance and harmony of design will be considered, as well as creativity in gourd usage and technical expertise.

Division 3 Requirements

- All crafting and artistic work must be performed by exhibitor, except where noted.
- Purchased gourds may be used.
- Up to two entries per class.
- Gourd stems left on must be cleaned and finished to compliment design.
- If gourd is cut open, all white seed membrane must be cleaned from the interior.
- No artificial foliage, fruit, flowers, silk, or plastic items to be used, except beads
- In classes referring to a “whole gourd,” the shell must be intact and uncut.
- **Class technique, on gourd, must predominate. Judging will be based on class technique.**

Wood Burning/Pyrography

Class 34 Whole and/or cut gourd, wood burned only. Natural or clear finish allowed.

Class 35 Whole and/or cut gourd, wood burned. Using other techniques or embellishments.

Carving And Gouging

Class 36 Whole gourd. Carving of shell must predominate.

Class 37 Cut gourd. Gouging of shell must predominate.

Cutting / Filigree

Class 38 Cut gourd. Cutting of shell must predominate, gourd may be colored or natural or clear finish.

Painting, Dyeing, And Staining

Class 39 Whole and/or cut gourd. Painted.

Class 40 Whole and/or cut gourd. Dyed/stained.

Class 41 Whole and/or cut gourd. Painted, dyed, or stained, with other technique(s) or embellishments.

Pencil /Colored Pencil And /Or Pen & Ink

Class 42 Whole and/or cut gourd. Pencil and/or Pen & Ink.

Class 43 Whole and/or cut gourd—Pencil and/or Pen & Ink. - With other techniques/embellishments.

Weaving

Class 44 Weaving on cut gourd with natural fiber. Gourd may be colored.

Class 45 Weaving on cut gourd with synthetic fiber. Gourd may be colored.

Class 46 Tenerife weaving

Beading, Inlay, Clay, And Decoupage,

Class 47 Beading - Whole and/or cut gourd. Any technique (s) or embellishments may be used.

Class 48 Inlay - Whole and/or cut gourd. Any technique (s) or embellishments may be used.

Class 49 Clay - Whole and/or cut gourd. Any technique (s) or embellishments may be used.

Class 50 Decoupage - Whole and/or cut gourd. Any technique (s) or embellishments may be used.

Decorative Birdhouse

Class 51 Birdhouse, hanging. Decorated (non-functional, hole not necessary).

Class 52 Birdhouse, to sit on tabletop or floor stand. Decorated (non-functional). (Shelf and/or floor stand must be furnished by exhibitor.)

Division 4 - Functional Arts And Crafts

This Division is open to — Novice, Intermediate, Advanced, and Master

Division 4 Requirements

- All crafting and artistic work must be performed by exhibitor, except where noted.
- Purchased gourds may be used
- Gourd stems left on must be cleaned and finished to compliment design
- If gourd is cut open, all white seed membrane must be cleaned from the interior
- No artificial foliage, fruit, flowers, silk, or plastic items to be used, except beads.
- In classes referring to a “whole gourd,” the shell must be intact and uncut
- Any technique allowed.
- All materials necessary to make the object functional to be supplied by exhibitor
- Object may be powered by batteries
- Candles incorporated into the design must not be lit
- Electrical items may be lighted during judging, if UL tag is visible and electricity is available
- Gourds MUST predominate

Class 53—55 - Requirements:

1. House must hang
2. No perch
3. Drainage and vent holes required

Functional Birdhouse/Feeder/Waterer (decorated or undecorated)

- Class 53*** **Functional Bird House - Decorated, hole size of choice.**
- Class 54*** **Functional Bird House - Un-decorated, hole size of choice.**
- Class 55*** **Functional Bird Feeder/Waterer - Un-decorated, may be sealed.**

Jewelry

- Class 56*** **Jewelry—Whole gourd.** Any technique (s) or embellishments may be used. Piercing for hanging allowed.
- Class 57*** **Jewelry—Cut gourd item.** Any technique (s) or embellishments may be used.
- Class 58*** **Jewelry—Set of items.** Any technique (s) or embellishments may be used.

Miscellaneous

- Class 59*** **Gourd Mask, decorative or wearable.**
- Class 60*** **Gourd Musical instrument (must be functional).**
- Class 61*** **Gourd Lamp only, no shade.**
- Class 62*** **Gourd Lamp with gourd shade**
- Class 63*** **Gourd Lamp shade only.**
- Class 64*** **Gourd Lamp, hanging**
- Class 65*** **Gourd Luminary.**
- Class 66*** **Gourd Hat**
- Class 67*** **Debby Grunden Memorial Class—purse (constructed from gourd)**
- Class 68*** **Undecorated dipper, cut open to look like dipper**
- Class 69*** **Decorated dipper, cut open to look like dipper**
- Class 70*** **Gourd Bowl**
- Class 71*** **Gourd Basket with handle**
- Class 72*** **Gourd Container**

Division 5 - Arts And Crafts

This Division is open to Novice, Intermediate, Advanced, and Master.

Division 5 Requirements

- All crafting and artistic work must be performed by exhibitor, except where noted.
- Purchased gourds may be used
- Gourd stems left on must be cleaned and finished to compliment design
- If gourd is cut open, all white seed membrane must be cleaned from the interior
- No artificial foliage, fruit, flowers, silk, or plastic items to be used, except beads.
- In classes referring to a “whole gourd,” the shell must be intact and uncut
- Any technique(s) allowed
- All materials necessary to make the object functional to be supplied by exhibitor
- Object may be powered by batteries
- Candles incorporated into the design must not be lit
- Electrical items may be lighted during judging, if UL tag is visible and electricity is available
- Gourds MUST predominate

Class 73	Toy
Class 74	Dolls and human figures Constructed from single or multiple gourds.
Class 75	Creature/s or animal/s. Constructed of single or multiple gourds. Any technique(s) may be used.
Class 76	Rain stick (must be functional) with 3”X5” card identifying contents of rain stick.
Class 77	Christmas: Santa/Father Christmas
Class 78	Christmas: One Hanging Christmas Ornament.
Class 79	Christmas: Christmas Decoration (for those exhibits not fitting into classes 75 and 76).
Class 80	Halloween
Class 81	Easter Decoration
Class 82	Any holiday item. Any other than Halloween, Easter, or Christmas. Any technique(s) or embellishments may be used.
Class 83	Miscellaneous Gourd Use—A Miniature Gourd Item Gourd and embellishments must be two (2) inches or less in any direction, which replicates a larger item. Jewelry and holiday items not allowed in this class. Stem; if present, will <u>not</u> be included in two (2) inch measurement. Stand will not be included in measurement.
Class 84	Abstract Sculpture. Excludes statues, figures and replicas.
Class 85	“Gourds in other Media” Item. An art/craft item which is not made of gourd, but has a gourd subject or theme—such as painting, sketch, photograph, writing, beadwork, lathed gourd shapes, quilt, embroidery, stained glass, leather tooling, pottery, etc. <u>If item is more than twenty-four (24”) inches in any dimension or requires special staging, please state this information on entry sheet.</u>
Class 86	Ethnic Theme
Class 87	Small Gallery Create a special “gallery” of three (3) or more gourds, displayed in thirty six (36) inch maximum width and displaying your techniques of gourd art. Exhibitor must supply staging. Gourds may have been previously exhibited. NOTE: This class must be pre-registered. No “Walk-Ins” allowed.
Class 88	“New Techniques” - 3 X 5 card explaining your technique is required..
Class 89	“My Way” - Any technique not identified in any other class.

Division 6 - Show Theme

This Division is open to Novice, Intermediate, Advanced, and Master

- Class 90** Theme Gourd by Single Artist - Any set of techniques are acceptable.
Class 91 Theme Gourd by Multiple Artists - Any set of techniques are acceptable.
-

Division 7 - Children, Pre-Teens, & Teens

This Division is open to Children (through 5 years of age), Pre-Teens (6-12), and Teens (13-19 years old).

Children/Pre-Teens/Teens are provided with crafting & show experience in a supportive, educational and fun environment

Division 7 Requirements:

- Crafting must be done by exhibitor – (Exhibitor may have adult assistance).
- Gourds may be purchased.
- No plastic, artificial flowers, fruit or foliage may be used, except beads.
- Gourd pieces may be added.
- Stems to be clean if attached.
- If Class refers to “Whole Gourd,” the shell must be intact & uncut, no penetration of the gourd.

- Class 92** A wearable gourd, such as a hat, jewelry, etc.
Class 93 Creature/s or Animal/s
Class 94 Birdhouse.
Class 95 One decorated whole gourd.
Class 96 One gourd cut open as a bowl, basket, vase, dipper, or other item.
Class 97 Toy
Class 98 Holiday, Christmas, or Easter gourd
Class 99 Any gourd other than what is listed in classes 92-98.
-

Division 8 - Schools Entries

This Division is open to School Groups categorize by Elementary Schools, Junior High Schools, and High School
Division 8 Requirements will apply across this division. These classes MUST be pre-registered.

Division 8 Requirements:

- Crafting must be done by exhibitor – (Exhibitor may have adult assistance).
- Gourds may be purchased.
- No plastic, artificial flowers, fruit or foliage may be used, except beads.
- Gourd pieces may be added.
- Stems to be clean if attached.
- If Class refers to “Whole Gourd,” the shell must be intact & uncut, no penetration of the gourd.

- Class 100** A wearable gourd, such as a hat, jewelry, etc.
Class 101 Creature(s) or Animal/s
Class 102 Birdhouse.
Class 103 One decorated whole gourd.
Class 104 One gourd cut open as a bowl, basket, vase, dipper, or other item.
Class 105 Toy
Class 106 Holiday, Christmas, or Easter gourd
Class 107 Any gourd other than what is listed in classes 100-106.

Section V - Registration Forms

Volunteer Form

Indiana Gourd Society, Inc., 2011 Show - Greenfield IN

Mail To: IGS Registration
P.O. Box 822
Marion, IN 46952

This form is available at: www.indianagourdsociety.org
E-mail: volunteer@indianagourdsociety.org
Phone: (765) 674-8088

If these entry materials should be put into someone else's packet; enter his Packet Name otherwise, start at "Name".

Packet Name: <input style="width: 95%;" type="text"/>	Phone No.	<input style="width: 95%;" type="text"/>
Name: <input style="width: 95%;" type="text"/>	Cell No.	<input style="width: 95%;" type="text"/>
Address: <input style="width: 95%;" type="text"/>	Volunteer For	<input style="width: 95%;" type="text"/>
City/State/Zip: <input style="width: 95%;" type="text"/>	Volunteer For	<input style="width: 95%;" type="text"/>
E-mail: <input style="width: 95%;" type="text"/>	Volunteer For	<input style="width: 95%;" type="text"/>

Volunteers are needed in the following areas: Set-Up, Admission, Seed Sales, Education, Kids' Corner, Ways & Means, Workshop booth, Workshop Monitor, Auctions, Membership, Raffles, and Tear-Down. Please list times below.

Thur A.M.	Thur P.M.	FRI AM	FRI P.M.	SAT. AM	SAT P.M.	SUN. AM	SUN. P.M.		FRI AM	FRI P.M.	SAT. AM	SAT. P.M.	SUN. AM	SUN. P.M.	

Your time and volunteer efforts contribute toward a successful Indiana Gourd Show.

Volunteers will be rewarded with a pass to the show for the weekend.

NOTE: Pre-Show registration as a volunteer is required to receive the free pass.

Gourd Fellowship Dinner - At

PONDEROSA

—STEAKHOUSE—

1585 N. STATE ST., GREENFIELD
SR 9 at McClarnon Drive (317) 462-7055

Please Pay @ Ponderosa - No Reservation Req'd

All You Can Eat Buffet Dinner

- Adults 55 and Up \$12.40 tax & tip included
- Adults 54 and Under \$14.20 tax & tip included
- Children 8 through 12 \$6.14 tax & tip included
- Children 4 through 7 \$4.91 tax & tip included
- Children 3 and Under FREE



Vendor Application Form

Non-Compliance: Failure to comply with the regulations, from page 7, may prohibit any vendor from future participation in other Indiana Shows. Show committee decision is final. **(FIRM)**

Mail to: IGS Vendor Registrations,
Emily Wallace
4684 W 1050 S Pendleton IN 46064

Deadline: Postmark on or before Monday, March 19, 2011
PLEASE! Type or Print Legibly
This form available at: www.indianagourdsociety.org

eMail to: vendorchair@indianagourdsociety.org

Phone: 765-623-0621

Print the form from our Web Site and complete (print or type only) and mail to the address above. **(Make copies for your records.)**

If these entry materials should be put in someone else's packet, enter their Packet Name otherwise start at "Name".		
Packet Name:		
Name:	Business Name:	Current IGS Member? YES NO
Address:		
City / State / Zip:		Best time to call? AM PM
Phone: ()		
eMail Address:		

Give a detailed description/listing of what you are selling at the Indiana Gourd Show: _____

Describe any free demonstrations you are willing to do at demo area - specify date and time: _____

Describe any free demonstrations you will be doing at your booth: _____

Vendors will receive **two (2) Name tags per booth space rented** (i.e. 2 spaces = 4 passes). Additional tags may be purchased for \$6.00 each (list Names on separate paper). Legibly print or type Names for these tags. Tags serve as your weekend SHOW PASS when worn. To be picked up by noon Friday or door fee will be charged. Names required!

#	Inside Booth Spaces (10' X 10') @ \$90/space (\$70 if IGS Member).	\$
#	Outside Booth Spaces (16' X 24') @ \$90/space (\$70 if IGS Member).	\$
#	Tables @ \$7.00 each (8' long x 30" wide). None provided (you may bring your own). Tables must be skirted by the Vendor.	\$
#	Chairs @ \$2.00 each. None provided (you may bring your own).	\$
#	Electricity @ \$5/vendor. Demonstrators given electrical preference, no extension cord provided.	\$
#	Additional Name Tags at \$6.00 each (write Names on separate sheet of paper).	\$
TOTAL FEE	<u>Make check payable to:</u> Indiana Gourd Society, Inc. and mail with application.	\$

Indiana Gourd Society, Inc. 2011 - Workshop Registration Form

Registration fees include all supplies unless otherwise noted.
All workshops are held at the Hancock County Fairgrounds, Greenfield, IN (620 N. Apple St.)

If these entry materials should be put into someone else's packet; enter his Packet Name otherwise, start at "Name".

Packet Name:		Number of Workshops	
Name:		W/S Total Cost	
Address:		Door Fee (Add \$6.00)	
City/ State/ Zip:		Total Enclosed	
Phone:			
E-mail:			

Please Note: (See workshop section for Workshop Numbers and Pricing)

Registrants who provide e-mail or fax information will receive class confirmation using one of these methods.

All others will receive confirmation in the U.S. Mail.

Class size is limited and registration is on a first-come, first-serve basis. Check class (es) you wish to take, choosing **only one (1)** class from each **horizontal** row (these classes are all held at the same time.) If class is a two day session make sure and register for both sessions (cost of the class is noted on the first session in color section of catalog).

FRIDAY Classes: April 1st

Room 1	Room 2	Room 3	Room 4	Room 5	Room 6
<input type="checkbox"/> FR01	<input type="checkbox"/> FR02	<input type="checkbox"/> FR03	<input type="checkbox"/> FR04	<input type="checkbox"/> FR05	<input type="checkbox"/> FR06
<input type="checkbox"/> FR07	<input type="checkbox"/> FR08	<input type="checkbox"/> FR09	<input type="checkbox"/> FR10	<input type="checkbox"/> FR11	<input type="checkbox"/> FR12

SATURDAY Classes: April 2nd

Room 1	Room 2	Room 3	Room 4	Room 5	Room 6
<input type="checkbox"/> SA13	<input type="checkbox"/> SA14	<input type="checkbox"/> SA15	<input type="checkbox"/> SA16	<input type="checkbox"/> SA17	<input type="checkbox"/> SA18
<input type="checkbox"/> SA19	<input type="checkbox"/> SA20	<input type="checkbox"/> SA21	<input type="checkbox"/> SA22	<input type="checkbox"/> SA23	<input type="checkbox"/> SA24

SUNDAY Classes: April 3rd

Room 1	Room 2	Room 3	Room 4	Room 5	Room 6
<input type="checkbox"/> SU25	<input type="checkbox"/> SU26	<input type="checkbox"/> SU27	<input type="checkbox"/> SU28	<input type="checkbox"/> SU29	<input type="checkbox"/> SU30

Mail To: IGS Workshops, 5615 S. 425 W. LaPorte, Indiana 46350 - ATTN: IDA KENNEDY

REFUND POLICY –

The Indiana Gourd Society, Inc., will work with individuals who cancel reservations **on or before Friday, March 11, 2011.**

REFUNDS: **No refunds** will be issued for cancellation requests made **after** this date.

IF YOU HAVE QUESTIONS: Please contact: Ida Kennedy, Phone: 219-767-2901 or eMail: ikennedy5@msn.com.

COMMENTS / QUESTIONS:

Section VI - Lodging Info, Map, Membership, Photos

South Bend Lodging – 2011

Information Source: See the Web Sites of each lodging

SUPER 8—GREENFIELD 2100 N. State Street Greenfield, IN 46140 317-462-8899 Mention AD and Gourd Show receive flat rate of \$54.00, any type room	Comfort Inn - 178 E. Martindale Drive Greenfield, IN 46140 (317)467-9999 Rates: \$89.00 and up.	Ivy House Bed & B & B - 304 N. Merrill St. Fortville IN, 46040 (317)485-4800 10% discount from rates of \$135.00 to \$155.00
Hampton Inn - 2271 William Way Greenfield, IN, 46140 (317)-467-0700 Mention Gourd Festival & receive a special rate of \$97.00 + tax on any standard room	Quality Inn - 2270 N. State Street Greenfield, IN 46140 (317)462-7112 Rates: \$59 and up	Round Barn Inn B & B - 6794 N. 600 W. McCordsville, IN, 46055 (317)335-7023 20% discount from rates of \$80.00 to \$160.00
Holiday Inn Express - 2070 N. State Street Greenfield, IN, 46140 (317)467-0999 Mention Gourd Festival & receive a 10% discount on rooms \$94.50 to 117.50	Budget Motel - 1310 W. Main Street Greenfield, IN 46140 (317)462-4493 Rates: \$39 and up	The Garden Retreat B & B 3851 S. 800 W. New Palestine, IN, 46163 (317)862-5176 15% discount from \$130.00 Friday & Saturday and \$120.00 Sunday thru Thursday

NOTE: THERE IS AN RV PARK FACILITY AT THE FAIR GROUNDS. HOWEVER, IF CAMPING AT THE FAIRGROUNDS ALL CAMPSITES - FOR LENGTH OF STAY - MUST BE PREPAID. ELECTRIC CONNECTION AVAILABLE! NO SANITARY HOOKUPS AVAILABLE! NO WATER HOOKUPS AVAILABLE!

DO NOT CALL THE FAIRGROUNDS FOR RV PARK RESERVATIONS!!
RESERVATIONS MAY ONLY BE MADE FOR THIS EVENT BY CONTACTING JIM BALLARD, PHONE NO. (317) 468-5717

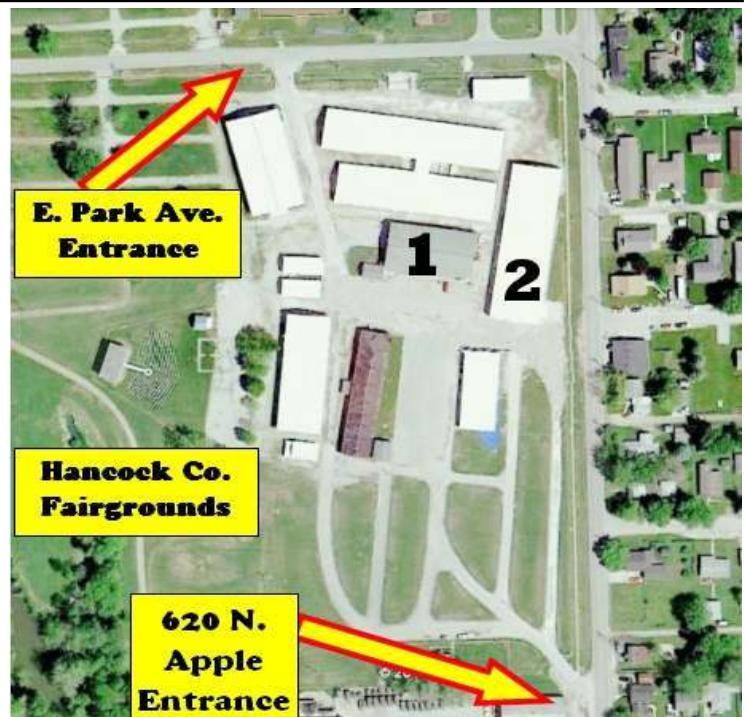
**Maps available on Web Site at www.indianagourdsociety.org
 OR use Yahoo Maps or MapQuest for your destination.**

Food Service Will Be Available in the 4-H Building Kitchen

Hancock County Fairgrounds - 620 North Apple Street
 Greenfield, IN 46140

See the “A” on the Yahoo Map Below and the detailed Fairgrounds Map to the right.

Map of Greenfield, IN



Acknowledgments — 2011

Members of the Indiana Gourd Society who volunteered their time and effort to update this Show Schedule include the following:

<i>Jim Ballard</i>	<i>Pat Moore</i>
<i>Fran Bascom</i>	<i>Phil Moorhead</i>
<i>Helen Parker</i>	<i>Ruth Moorhead</i>
<i>Bill Freihofer</i>	<i>Karen Niemeyer</i>
<i>Jesse Glessner</i>	<i>Carolyn Rushton</i>
<i>Ida Kennedy</i>	<i>Emily Wallace</i>

A "Thank You" goes to all of those members that give their time and effort to help run a great state show.

Pat Moore - Membership
Emily Wallace - Vendors
Ruth Moorhead - Judging
William Freihofer - Raffle
Alice Pawlowski - Publicity
Ida Kennedy - Workshop Chair
Phil & Ruth Moorhead - Information
Jesse Glessner - Seeds & State Show Book
Rich & Brenda Rodriguez - Auction Chairs
Ron & Loretta Pressel - Ways and Means
Steve Sullivan - Pure Seed Program & Photographer
Linda Harlow & Phyllis Kingen - Education & Kids Patch

A special "Thank You" also goes to all of our workshop instructors who give their time, talent, and knowledge to help expand our love of gourds

<i>Bonnie Adams</i> <i>Susie Billingsley</i> <i>Frank & Joyce Brady</i> <i>Karen Hundt Brown</i> <i>Bonnie Cox</i> <i>Delaina DeHaven</i> <i>Marla Helton</i>	<i>Mary Gayle Van Ingen</i> <i>Joe Lee</i> <i>Joanne Loibl</i> <i>Diane Nicholson</i> <i>Susan Nonn</i> <i>Alice Pawlowski</i>
---	---

SPECIAL THANKS TO:

The Heron Printing Company
1610 Industrial Road
Greenwood, IN 46143

**INDIANA GOURD SOCIETY
P.O. BOX 822
MARION, IN 46952**

MAIL TO:



GOURDS - FELLOWSHIP - PEOPLE

I attended my first gourd show in 1998 at Muncie, Indiana. My wife Julie saw an ad in the REMC electric newsletter.

It was a great experience. I bought some gourds, made some bird houses, and also bought some seeds. I planted my first gourd garden and put so much Preen on the ground for the weeds that the gourd plants did not want to grow; however, I did get a few Chinese bottle gourds. I crafted the best one and entered it in the IGS class "I did it my way" and received a participation ribbon.

I met Jim Story for the first time at that show. Jim took my gourd to the Ohio state show and it took a blue ribbon in the show theme class "The millennium gourd."

My friend Carl and I went to the Ohio show on Saturday and as we walked into the exhibit building Jim Story was at a distance. He saw me and came running over. I thought he was going to jump into my arms telling me that I won a blue ribbon. WOW! It was my first!

The people I have met through the years at gourd events hold a special place in my heart and always will.

I wish I could name them all—but here are just a few of them!

Jim & Jane Story, Dick & Cheryl Harshman, Nancy Norris, Acy & Barb Puckett, Lee & Helen Parker, Ron Bair, Bob & Emily Dillard, Bill & Kathryn Taylor, Steve & Peg Sullivan, Bill Freihofner, Phil & Ruth Moorhead, Karen Niemeyer, Ron & Loretta Pressel, Sid & Renee Meyers, Pat Moore, Ida Kennedy, Alice Pawlowski, Jesse Glessner, Joe Lee, Carolyn Rushton, Emily Wallace, Guy & Lois Shutt, Rich & Brenda Rodriguez, Joye & Lee Orr, Linda Harlow, Phyllis Kingen, Linda Eldredge, Delaina DeHaven, Fran Bascom, and the folks from the Ohio, Kentucky, Tennessee, and the North Carolina Gourd Societies.

I'm grateful for GOURDS, FELLOWSHIP, and PEOPLE!

Jim Ballard, Show Chair