

Indiana Gourd Society, Inc., 2009 Show Workshops

Registration fees include all supplies unless otherwise noted.

All workshops are at the St. Joseph County Fairgrounds

Color photographs of workshops are located on the IGS Web Site www.indianagourdsociety.org

Workshops Listed By Day - In Numerical Order



FR01
Friday, March 27
9:00 AM—1:00 PM &
2:00 PM—6:00 PM
Betsy Roberts
Cost \$95


Gourd Carving Made Easy

Maximum 15 Students

All Levels

Supplies needed: Dust mask required! A rotary drill is required that will hold dremel size bits.

Accomplish 4 complete techniques, ripples/steps, filigree, inlaying stones, & beginning relief carving. Tungsten carbide burrs will be available to use.



FR02
Friday, March 27
9:00 AM—1:00 PM
Joe Lee
Cost \$50

Woodburn Mini Necklace

Maximum 10 Students

All Levels

Supplies needed: Woodburner with a control unit & pens similar to Detail-master 5H & 10H. Small gourds for class are supplied.

Techniques & procedures in fine line drawing & shading. Detailed work is demonstrated and required of students, but techniques are easy to learn and are usable on larger gourds.



FR03
Friday, March 27
9:00 AM—12:00 Noon
Robbie Hidake
Cost \$35

Birdhouse Necklace

Maximum 15 Students

All Levels

Supplies needed: Small rotary drill w/small bits, dust mask, & scissors.

Design then create unique miniature birdhouse necklaces.



FR04 2 day class
Friday, March 27
10:00 AM—1:00 PM
Delaina DeHaven
Cost \$45

Privy Birdhouse

Maximum 15 Students

All Levels

Supplies needed: All furnished

Paint a birdhouse using acrylic paint, learn shading and highlighting.



FR05
Friday, March 27
10:00 AM—1:00 PM
Joyce Dankowski
Cost \$45

Gold Leafing and Ink Techniques

Maximum 15 Students

All Levels

Supplies needed: All furnished. Student will take home \$20 worth of supplies

Students will learn to apply gold leaf with multiple techniques and mediums. Three projects will be completed: a solid gold leaf gourd, a calligraphy ink gourd with gold leaf, and a gold leaf stamped pin/belt buckle.



FR06
Friday, March 27
9:00 AM—1:00 PM
Sue Billingsley
Cost \$60

Triple Twine On Tall Gourd

Maximum 12 Students

All levels

Supplies needed: Scissors

Tall gourds have long necks... Great to weave on! Learn to triple twine, making a design and adding lots of beads.

Indiana Gourd Society, 2009 Show Workshops

Registration fees include all supplies unless otherwise noted.

All workshops are at the St. Joseph County Fairgrounds

Color photographs of workshops are located on the IGS Web Site www.indianagourdsociety.org

Workshops Listed By Day - In Numerical Order



FR07
Friday, March 27
2:00 PM—6:00 PM
Alice Pawlowski
Cost \$50

Carved Hummingbird Vase

Maximum 10 Students
 Intermediate Levels

Supplies needed: Dust mask required! Rotary tool, burrs, sanding disks, structured tooth carbide ball bit, woodburning tools optional.
 You will learn many techniques to relief-carving and be given instructions on how to complete later with stain or paint.



FR08
Friday, March 27
2:00 PM –5:00 PM
Joanne Loibl
Cost \$40

Beginning Chip Carving

Maximum 12 Students
 All Levels

Supplies needed: 1/4" U shape gouge, leather or rubber lap cover.

Learn to chip carve on a gourd. Students will do a basic design around a gourd.



FR09
Friday, March 27
2:00 PM –5:00 PM
Delaina DeHaven
Cost \$50

Buffalo Container

Maximum 15 Students
 All Levels

Supplies needed: All supplied.

Using a stained gourd create this buffalo container using permanent ink & acrylic paint.



FR10
Friday, March 27
2:00 PM –6:00 PM
Karen Hundt Brown
Cost \$40

Woodburning Techniques

Maximum 25 Students
 All Levels

Supplies needed: Adjustable woodburner, ball shader, and razor tip.

Fur, feather, fins, and more. Render an animal or fish with amazing details using only two tips! A ball shader and a skew or razor tip. Several patterns available. Techniques learned will bring you better results and greater details in your Pyrography projects.



FR11
Friday, March 27
2:00 PM –6:00 PM
Sue Billingsley
Cost \$40

Coiling With Palm Inflorescence

Maximum 12 Students
 All Levels

Supplies needed: Scissors

Learn to coil with Palm Inflorescence and wax linen thread. Relaxing, fun, and easy and finish a one of a kind project.

Indiana Gourd Society, Inc., 2009 Show Workshops

Registration fees include all supplies unless otherwise noted.

All workshops are at the St. Joseph County Fairgrounds

Color photographs of workshops are located on the IGS Web Site www.indianagourdsociety.org

Workshops Listed By Day - In Numerical Order



SA12
Saturday, March 28
8:00 AM –12:00 Noon
Karen Hundt Brown
Cost \$45

Carved Maple Leaf Pin

Maximum 15 Students

All Levels

Supplies needed: Dust mask required! Mini jigsaw and rotary tool if you have one—some available. Gourd pieces supplied

Learn the basics of power carving with gourds. Make a maple leaf pin and carve the details to give the pin a life-like appearance. Stain or dye will be available to finish the pin.



SA13
Saturday, March 28
9:00 AM-12:00 Noon
Blanche Murrin
Cost \$35

Decoupage For Today

Maximum 15 Students

All Levels

Supplies needed: Dust mask required! Rotary tool, 1/16” or smaller bit.

Make a bowl using decoupage techniques inside and out. Finish with a Sea Grass rim.



SA14
Saturday, March 28
8:00 AM—12:00 Noon
Sue Billingsley
Cost \$50

Gourd Workbasket

Maximum 12 Students

All Levels

Supplies needed: Scissors

Make your own workbasket using a large Martinhouse gourd, hand carved white oak handles and reed. Students will learn to attach a rim and handle, drill holes, and lace with reed. Beads will be added to finish.



SA15
Saturday, March 28
8:00 AM-12:00 Noon
Dalaina DeHaven
Cost \$50

Santa

Maximum 15 Students

All Levels

Supplies needed: 1/2” Filbert rake brush.

Learn to paint using acrylic paints, Learn to shade and highlight. Liner work and Filbert rake brush work.



SA16
Saturday, March 28
9:00 AM-12:00 Noon
Marla Helton
Cost \$50


Twined, Space Dyed Sea Grass On A Gourd

Maximum 14 Students

All Levels

Supplies needed: Scissors

Using space dyed Sea Grass and reed, students will learn to twine the top of a gourd. A braided rim will add the finishing touch to this beautiful piece.



SA17
Saturday, March 28
8:00 AM-12:00 PM &
1:00 Pm—5:00 PM
Betsy Roberts
Cost: \$95

Untamed Pottery-Like Texturing/Coiling

Maximum 15 Students

All Levels

Supplies needed: Scissors and fun spirit

Learn to cover a gourd with a combination of mediums to create a pottery-like texture on the outside and inside of the gourd. You will spray and then apply colors to the gourd. You will embellish with fibers & beads to complete. You will coil on the cords for a magical gourd.

Indiana Gourd Society, Inc. 2009 Show Workshops

Registration fees include all supplies unless otherwise noted.

All workshops are at the St. Joseph County Fairgrounds

Color photographs of workshops are located on the IGS Web Site www.indianagourdsociety.org

Workshops Listed By Day - In Numerical Order



SA18
Saturday, March 28
1:00 PM-4:00PM
Alice Pawlowski
Cost \$55

Create A Lampshade

Maximum 15 Students
 All Levels

Supplies needed: Gourd saw, rotary tool, small ball bit, and scissors.

Students learn the basic techniques for a hanging lampshade (electrical units supplied).
 If you would like to make a standing lamp you may bring a base similar to the one in the picture.



SA19
Saturday, March 28
1:00 PM-4:00 PM
Janet Heinz
Cost \$45

The Best Chicks

Maximum 20 Students
 All Levels

Supplies needed: All furnished

Using a prepared gourd, students will create a large bird—with clay and paint. Students will also make a peep! Using tail feathers and special effects will be demonstrated.



SA20
Saturday, March 28
1:00 PM-5:00 PM
Susie Billingsley
Cost \$50

Reed and Yuppy Yarns

Maximum 12 Students
 Intermediate Level

Supplies needed: Scissors

Learn to coil with something readily available Reed! Begin with a pre-dyed and sealed gourd, then alternate coiling with reed and quality yarns. This project is relaxing and fun.



SA21
Saturday, March 28
1:00 PM—4:00 PM
Delaina DeHaven
Cost \$60

Ocean Wave Gourd

Maximum 15 Students
 All Levels

Supplies needed: All furnished

Construct an ocean wave gourd using rawhide, bb's, and sinew. Using permanent ink, add design on top. Once done your gourd will sound like ocean waves as you tilt it around.



SA22
Saturday, March 28
1:00 PM-5:00 PM
Joe Lee
Cost \$60

Hawaiian Quilt Pattern On Gourd

Maximum 10 Students
 All Levels

Supplies needed: Woodburner with a control unit & pens similar to Detail-master 5H & 10H.

New style patterns—choice of 5 Hawaiian quilt patterns on a prepared cannon ball gourd.
 Techniques in fine line and shading are demonstrated. Expect to finish gourd at home.

Indiana Gourd Society, Inc., 2009 Show Workshops

Registration fees include all supplies unless otherwise noted.

All workshops are at the St. Joseph County Fairgrounds

Color photographs of workshops are located on the IGS Web Site www.indianagourdsociety.org

Workshops Listed By Day - In Numerical Order



SU23
Sunday, March 29
8:00 AM-12:00 Noon
Alice Pawlowski
Cost \$50

Cut Out Autumn Leaf Bowl

Maximum 20 Students
 All Levels

Supplies needed: Dust mask required! Gourd saw, rotary tool, small ball bit and scissors.

Learn how to create a beautiful fall leaf bowl, using gourdmaster dyes, and cutting and creating vein work



SU24
Saturday, March 28
10:00 AM-12:00 Noon
Janet Heinz
Cost \$45

Gourds, Flowers, and Glue

Maximum 15 Students
 All Levels

Supplies needed: All furnished.

Dried flowers, leaves or feathers will be used to decorate a variety of prepared gourds and hangers will be attached. Students will create 3 to 4 ornaments!



SU25
Sunday, March 29
8:00 AM-12:00 Noon
Karen Hundt Brown
Cost \$50

Polymer Clay Father Christmas Ornament

Maximum 10 Students
 All Levels

Supplies needed: All furnished

Learn to sculpt a detailed Santa face and hat on a banana gourd. We'll bake and paint the Father Christmas ornament and finish the piece in class.



SU26
Sunday, March 29
9:00 AM-12:00 Noon
Marla Helton
Cost \$50

Painting W/Primary Elements And Weaving W/Fibers

Maximum 14 Students
 All Levels

Supplies needed: Scissors

The first part of the class will focus on experimenting with primary elements and radiant rain to get great colors on a gourd. After drying, students will then learn to weave art in fabulous fibers and do a braided rim.




SU27
Sunday, March 29
9:00 AM-12:00 Noon
Robbie Hiduke
Cost \$50

Embellished Gourd Purse

Maximum 12 Students
 All Levels

Supplies needed: Dust mask required! Scissors, rotary drill, small bits

Design then create your unique gourd purse. Students may bring their own embellishments or use those provided.



SU28
Sunday, March 29
10:00 AM-12:00 Noon
Delaina DeHaven
Cost \$35

Snowball

Maximum 20 Students
 All Levels

Supplies needed: All furnished

Using a piece of kitchen sponge and acrylic paint create this cute snowball. Learn shading and highlighting.


Indiana Gourd Society, Inc., 2009 Show Workshops

Registration fees include all supplies unless otherwise noted.

All workshops are at the St. Joseph County Fairgrounds

Color photographs of workshops are located on the IGS Web Site www.indianagourdsociety.org


Workshops Listed By Day - In Numerical Order




<p>SU29 Sunday, March 29 1:00 PM-4:00 PM Blanche Murrin Cost \$35</p>	<p>Luminaries Maximum 15 Students All Levels Supplies needed: Dust mask required! Rotary tool or drill and assorted small drill bits, mini jigsaw if you have one.</p> <p>Learn to make gourd luminaries for any season or event. Assorted gourds to choose from.</p>
--	---



<p>SU30 Sunday, March 29 1:00 PM-3:00 PM Janet Heinz Cost : \$30</p>	<p>Leaves—Beautiful Leaves Maximum 18 Students Intermediate Level Supplies needed: All furnished</p> <p>Students will cut leaves, stain them and put in veining. You will create 4-5 leaves.</p>
---	--



<p>SU31 Sunday, March 29 9:00 AM-1:00 PM Joyce Dankowski Cost \$35</p>	<p>Automotive Paint On Gourds Maximum 15 Students All Levels Supplies needed: A #6 shading brush, straight or angled. Spray paint used so proper clothing, mask, rubber gloves, etc. recommended. Done outside. Students will learn the techniques of applying automotive paint to gourds in the same manner as custom motorcycle tanks are done. Negative imaging will be used to apply pattern to project. Two projects will be done, one solid ornament and one with a pattern.</p>
---	--



<p>SU32 Sunday, March 29 1:00 PM-4:00 PM Marla Helton Cost \$48</p>	<p>Gourd Jewelry Maximum 12 Students All Levels Supplies needed: All furnished</p> <p>Using powdered pigments students will begin by coloring their gourd shards and then creating beautiful pins. A variety of materials will be available to create one of a kind pieces. Each student will make two pins. All supplies provided.</p>
--	---



<p>SU33 Sunday, March 29 1:00 PM-4:00 PM Susie Billingsley Cost: \$50</p>	<p>Glue, Bleach, Carve, and Burn Maximum 12 Students All Levels Supplies needed: Small hot glue gun, dremel, wood burner.</p> <p>This fast paced project does it all. Put on a design, cover with glue, remove dye, carve and wood burn the border. This one is fun as well as exciting.</p>
--	--



<p>SU34 Sunday, April 06 1:00 PM—4:00 PM Janet Loibl Cost \$45</p>	<p>Gecko On A Gourd Maximum 15 Students All Levels Supplies needed: A #6 shading brush, straight or angled.</p> <p>Think you can't paint? You will be successful with this dot painting technique. An easy fun project for all skill levels.</p>
---	--