


# Indiana Gourd Society, Inc., Inc. 2007 Show Workshops

Registration fees include all supplies unless otherwise noted.

All workshops are at the Johanning Civic Center

Color photographs of workshops are located on the IGS Web Site [www.indianagourdsociety.org](http://www.indianagourdsociety.org)

## Workshops Listed By Day - In Numerical Order



**FR01**  
**Friday, March 30**  
**7:00—11:00 AM**  
**12:00—4:00PM**  
**Paul Heinz**  
**Cost \$55.00**

### Large Birdfeeder

Maximum 12 Students  
 Intermediate Level  
Supplies needed: Gourd saw

Make a 3-4 station birdfeeder, catering to small birds, using natural materials.



**FR02**  
**Friday, March 30**  
**7:00AM—11:00AM**  
**Susie Billingsley**  
**Cost \$50**

### Knotless Netting On A Canteen

Maximum 12 Students  
 All Levels  
Supplies needed: Scissors

Learn knotless netting on a small pre-dyed canteen gourd. Add beads to embellish. Fun and relaxing.



**FR03**  
**Friday, March 30**  
**7:00AM—11:00AM**  
**Jan Banta-Briseno**  
**Cost \$40**

### Carved Calabash Cat

Maximum 15 Students  
 Beginner Level  
Supplies needed: Rotary tool, general painting supplies (i.e. pencils, brushes, towels), wood burner for contrasts, small inverted cone bit (size of pencil tip), medium & large (1/4") ball bits.

Learn the basics of using a rotary tool to carve a design. Several animals to choose from.




**FR04**  
**Friday, March 30**  
**7:00AM-10:00AM**  
**Delaina DeHaven**  
**Cost \$45**

### For The Birds Birdhouse

Maximum 15 Students  
 All Levels  
Supplies needed: None

Using acrylic paint, create a bird sitting on a cattail, with emphasis on shading and highlighting.



**FR05**  
**Friday, March 30**  
**8:00AM-11:00AM and**  
**1:00PM-4:00PM**  
**Sue Westhues**  
**Cost \$90**

### Gourd Drum

Maximum 12 Students  
 All Levels  
Supplies needed: Dust mask

Learn step by step the process of creating a functional gourd drum. Attention paid to primary construction method.



**FR06**  
**Friday, March 30**  
**7:00AM-10:00AM**  
**Karen Hundt-Brown**  
**Cost \$40**

### Bird In Dots

Maximum 20 Students  
 All levels  
Supplies needed: None. May bring extra personal light, or magnifier if needed by student

Learn the Victorian art of stippling. The technique uses different size black ink pens to render pictures with amazing details.

# Indiana Gourd Society, Inc., Inc. 2007 Show Workshops

Registration fees include all supplies unless otherwise noted.

All workshops are at the Johanning Civic Center

Color photographs of workshops are located on the IGS Web Site [www.indianagourdsociety.org](http://www.indianagourdsociety.org)

## Workshops Listed By Day - In Numerical Order



**FR07**  
Friday, March 30  
11:30am—3:30pm  
Susie Billingsley  
Cost \$40

### Waxed Linen On Gourd

Maximum 12 Students  
Intermediate Level  
Supplies needed: Scissors

Learn twining 2/wax linen thread. Student will learn inserting spokes, twining and adding new colors, adding beads, and do a 3 part braided border.



**FR08**  
Friday, March 30  
11:30AM-3:30pm  
Jan Banta-Briseno  
Cost \$40

### Woodburn and Resist Gourd Box

Maximum 15 Students  
All Levels  
Supplies needed: Wood burner, general painting supplies (i.e. pencils, brushes, towels)

Students will wood burn details of the pattern on a gourd, and then learn to use a latex resist to develop the design.



**FR09**  
Friday, March 30  
10:30am—1:30pm  
Mary Gayle Van Ingen & Joanne Loibl  
Cost \$40

### Downward Coiling With Leather

Maximum 20 Students  
All Levels  
Supplies needed: Small scissors, awl, or pick

Using leather, students will learn to coil down. A more forgiving style of coiling.



**FR10**  
Friday, March 30  
10:30AM-1:30PM  
Delaina DeHaven  
Cost \$45

### Home In The Country

Maximum 15 Students  
All Levels  
Supplies needed: None

Using acrylic paint, create a country scene. Learn shading and highlighting.



**FR11**  
Friday, March 30  
4:00PM-8:00PM  
Sid Meyers  
Cost \$35

### Cut Cocker Spaniel

Maximum 15 Students  
Intermediate Level  
Supplies needed: Micro Lux, or other comparable saw.

Class time will be spent cutting and dyeing the project, along with discussion of techniques that will make a successful completion of project possible.



**FR12**  
Friday, March 30  
4:00PM-8:00pm  
Charlotte Durrence  
Cost \$45

### Oak Leaves And Acorns

Maximum 10 Students  
Beginner Level  
Supplies needed: None

Leaves and acorns done with wet on wet leather dyes and 3 rows of pine needles on the rim.

# Indiana Gourd Society, Inc., Inc. 2007 Show Workshops

Registration fees include all supplies unless otherwise noted.

All workshops are at the Johanning Civic Center

Color photographs of workshops are located on the IGS Web Site [www.indianagourdsociety.org](http://www.indianagourdsociety.org)

## Workshops Listed By Day - In Numerical Order



**FR13**  
Friday, March 30  
2:00PM-5:00pm  
Lyn Rehm  
Cost \$35

### Beginning Chip Carving

Maximum 10 Students  
All Levels  
Supplies needed: None

Learn to carve with a u-shaped wood gouge. A variety of gouges will be available for you to try and use in class to complete a birdhouse or bowl.



**FR14**  
Friday, March 30  
2:30pm—6:30pm  
Delaina DeHaven  
Cost \$55

### Rain Stick With Kokopelli

Maximum 15 Students  
All Levels  
Supplies needed: Exato knife or hobby knife

Learn the process of constructing and decorating a rain stick.



**SA15**  
Saturday, March 31  
7:00AM-10:00AM  
Zelda Hornsby  
Cost \$45

### Birdhouses And Birdfeeders

Maximum 15 Students  
All Levels  
Supplies needed: None

Students will take home knowledge of all aspects of birdhouse and feeder construction, and hole size to attract their favorite cavity and seed eating birds.




**SA16**  
Saturday, March 31  
7:00AM-10:00AM  
Debby Grunden  
Cost \$40

### Basic Pen & Ink

Maximum 10 Students  
All Levels  
Supplies needed: None

Learn to transfer a pattern, use color pencils, and use basic strokes for pen and ink.



**SA17 Part 1**  
Saturday, March 31  
7:00AM-10:00AM  
**Two Day Course**  
See SU32, Part 2  
Randy Eckley  
Cost: \$90 Total

### Inlaid Gourd Bowl

Maximum 25 Students  
Intermediate & Advanced Levels  
Supplies needed: Rotary tool (Dremel or similar) w 1/8" collet, extension cord, 10 piece burr set (Disston #5362), protective eye wear, one double syringe tube of "5 minute epoxy", one roll black electrical tape, scissors, Dremel sanding drum with fine 120 grit sandpaper sleeve.

Learn to prep, mix, handle, and finish an inlaid epoxy (inlace) design on a gourd surface.



**SA18**  
Saturday, March 31  
7:00AM-10:30PM  
Jan Banta-Briseno  
Cost \$40

### Totem Pony w/Tenerife "Heart"

Maximum 15 Students  
Beginner Level  
Supplies needed: Wood burner and general painting supplies (i.e. pencils, brushes, towels).

Learn to wood burn a horse onto the gourd, then weave a design in the open space. There will be several animals to choose from.

## *Indiana Gourd Society, Inc. 2007 Show Workshops*

Registration fees include all supplies unless otherwise noted.

All workshops are at the Johanning Civic Center

Color photographs of workshops are located on the IGS Web Site [www.indianagourdsociety.org](http://www.indianagourdsociety.org)

### *Workshops Listed By Day - In Numerical Order*



**SA19**  
**Saturday, March 31**  
**7:00AM-10:00AM**  
**Marla Helton**  
**Cost \$52**

#### **Coiled Copper Wire And Mizuhiki**

Maximum 15 Students  
 Intermediate Level  
Supplies needed: Sharp cutter or clipper

Beginning with a dyed gourd, students will learn to coil weave with copper wire and mizuhiki.



**SA20**  
**Saturday, March 31**  
**8:30AM-4:00PM**  
 w/break  
**Catherine Devine**  
**Cost \$70**

#### **Closed Coiling**

Maximum 12 Students  
 All Levels  
Supplies needed: Microlux, Proxxon, or Micromark gourd saw, Dremel, cleaning & scraping tools for inside of gourd. Sandpaper & dust mask

Students will learn to cut, measure and drill their gourd in preparation for coiling of a coiled rim, in either plain or patterned—completing 3 rows.



**SA21**  
**Saturday, March 31**  
**10:30pm—1:30pm**  
**Verona Clark**  
**Cost \$20**

#### **Cleaning And Preparation Of Gourds**

Maximum 15 Students  
 All Levels  
Supplies needed: None

Learn how to clean and prepare a gourd for whatever crafting you choose. Learn the importance of a properly prepared gourd.



**SA22**  
**Saturday, March 31**  
**10:30AM-12:30PM**  
**Janet Heinz**  
**Cost \$45**

#### **Exotic Flowers**

Maximum 16 Students  
 All Levels  
Supplies needed: None

Using precut gourd pieces, and prepared natural materials, unique wonderful flowers will be created. Learn about cutting, shaping, and painting gourd flowers to make a bouquet.



**SA23**  
**Saturday, March 31**  
**10:30AM-4:30PM**  
 w/break  
**Gary Devine**  
**Cost \$75**

#### **Carved Inlace Medallion**

Maximum 15 Students  
 All Levels  
Supplies needed: Power carving tool (not battery operated). Various collets, including 1/16" size. Mini gourd saw, cleaning & scraping tools for inside of gourd. Dust Mask.

Learn the techniques of preparing a gourd surface for the application of inlace with carving into gourd and inlace materials



**SA24**  
**Saturday, March 31**  
**11:00AM-1:00PM**  
**Loretta Pressel**  
**Cost \$25**

#### **Basic Staining**

Maximum 20 Students  
 Beginner Level  
 Supplies needed: None

Learn different techniques to create a one of a kind look.

# Indiana Gourd Society, Inc., Inc. 2007 Show Workshops

Registration fees include all supplies unless otherwise noted.

All workshops are at the Johanning Civic Center

Color photographs of workshops are located on the IGS Web Site [www.indianagourdsociety.org](http://www.indianagourdsociety.org)

## Workshops Listed By Day - In Numerical Order



**SA25**  
**Saturday, March 31**  
**10:30AM-1:30AM**  
**Marla Helton**  
**Cost \$52**

### Harmony On Silk

Maximum 14 Students  
 Intermediate Level  
 Supplies needed: Sharp scissors

Beginning with a dyed gourd, students will begin their first 2 rows of weaving with a technique called couching. Students will wrap hand dyed silk ribbon interspersed with mizuhiki. Sculptural windows will be taught for added dimension.



**SA26**  
**Saturday, March 31**  
**2:00PM-6:00PM**  
**Sid Meyers**  
**Cost \$35**

### Cut Horse

Maximum 15 Students  
 Beginner Level  
 Supplies needed: Micro Lux gourd saw, or comparable small saw

All beginning level techniques necessary to complete a simple project will be discussed. Emphasis will be on instruction.



**SA27**  
**Saturday, March 31**  
**1:00PM-5:00PM**  
**Karen Hundt-Brown**  
**Cost \$60**

### Jewel Grape Vine Bowl

Maximum 15 Students  
 Intermediate & Advanced Levels  
 Supplies needed: Rotary tool, and respirator, no masks.

Students will learn to inlay crystals and beads into a small gourd bowl in a grape vine pattern.



**SA28**  
**Saturday, March 31**  
**1:30PM-5:30PM**  
**Delaina DeHaven**  
**Cost \$55**

### Rain Stick With Feathers

Maximum 15 Students  
 All Levels  
 Supplies needed: Exacto knife or hobby knife.

Learn the process of constructing and decoration of a rainstick.



**SA29**  
**Saturday, March 31**  
**2:00PM-6:00PM**  
**Charlotte Durrence**  
**Cost : \$42**

### Kokopelli In Black

Maximum 15 Students  
 Beginner Level  
 Supplies needed: None

Kids will have fun creating their own one of a kind gourd. Lots of gourds to choose from for you to create your own masterpiece.



**SU30**  
**Sunday, April 01**  
**9:00AM-2:00PM**  
**Sunday, April 02**  
**Debby Grunden**  
**Cost \$75**

### Silk Dye And Coiled Top

Maximum 10 Students  
 All Levels  
Supplies needed: Hair dryer, and if you want, special fiber.

Silk dye a gourd bowl, and coil on top, adding various fibers to enhance your work.

# Indiana Gourd Society, Inc., Inc. 2007 Show Workshops

Registration fees include all supplies unless otherwise noted.

All workshops are at the Johanning Civic Center

Color photographs of workshops are located on the IGS Web Site [www.indianagourdsociety.org](http://www.indianagourdsociety.org)

## Workshops Listed By Day - In Numerical Order




**SU31**  
**Sunday, April 01**  
**9:00AM-1:00PM**  
**Susie Billingsley**  
**Cost \$50**

### Paper And Palm

Maximum 12 Students  
 All Levels

Supplies needed: None

Learn decouping with 2 or 3 types of papers, plus a great rim. Assorted paper patterns will be available.



**SU32 Part 2**  
**Sunday, April 01**  
**9:00AM-12:00PM**  
**Two Day Course**  
**See SA17, Part 1**  
**Randy Eckley**  
**Cost: See Part 1 (\$90)**

### Inlaid Gourd Bowl

Maximum 25 Students  
 Intermediate & Advanced Levels

Supplies needed: Rotary tool (Dremel or similar) w 1/8" collet, extension cord, 10 piece burr set (Disston #5362), protective eye wear, one double syringe tube of "5 minute epoxy", one roll black electrical tape, scissors, Dremel sanding drum with fine 120 grit sandpaper sleeve.

Learn to prep, mix, handle, and finish an inlaid epoxy (inlace) design on a gourd surface.



**SU34**  
**Sunday, April 01**  
**9:30am—2:00pm**  
**w/break**  
**Kathy James**  
**Cost \$30**

### Wood Burning Southwest Designs

Maximum 12 Students  
 All Levels

Supplies needed: Wood burner with adjustable temperature, with a skew tip. Bring whole gourd if you would like.

Using PryroPaper, woodburn a Native American on a 5"X5" piece of gourd. Learn trick for free handing flowing hair. Add various media to achieve wanted look.



**SU35**  
**Sunday, April 01**  
**9:00AM-12:00PM**  
**Marla Helton**  
**Cost \$52**

### Misuhiki Magic

Maximum 16 Students  
 Beginner Level

Supplies needed: Sharp scissors

Beginning with a dyed gourd, students will learn to twine using mizuhiki and soft fibers. The combination produces a striking finished piece.



**SU36**  
**Sunday, April 01**  
**9:00AM-1:00PM**  
**Catherine Devine**  
**Cost \$50**

### Faux Raku With Philodendron Rim

Maximum 15 Students  
 All Levels

Supplies needed: Mini gourd saw, clean & scraping tools for inside of gourd. Drill, awl, and dust mask.

Students will create a gourd vase that resembles raku pottery, using acrylic paint and Gilder's paste.